



*supplemento  
al catalogo generale 1971  
contatti e condensatori*

ICET ITAB MURA RAGNI SJCE

Concessionario Toscana

**Buonoconto Paolo**

FIRENZE

Via Porpora n. 4 - Telef. 353,215

055 / 353215

supplemento  
al catalogo generale 1971  
contatti e condensatori

supplement  
to 1971 general catalogue  
contact point sets  
condensers

supplément  
au catalogue général 1971  
jeux de contact  
condensateurs



*icet*

s.a.s. di MINNI & C. - Fondata nel 1936

10136 TORINO - CORSO TIRRENO 151 - TELEFONI 39 63 14 - 39 63 15

[www.rpw.it](http://www.rpw.it)

**TIPO**

V = ventilato, con pastiglia di Tungsteno  $\varnothing$  mm. 5 e foro  $\varnothing$  mm. 2.

VP = ventilato e perno incorporato, come il ventilato ma montato in pezzo unico.

**TYPE**

V = ventilé, avec pastille aérée sur le support.

VP = même modèle que le V, mais monté dans une pièce.

**TYPE**

V = ventilated, with a hole of about 2 mm.  $\varnothing$  in the middle of the tungsten disc of the support.

VP = Preassembled Ventilated, same as V, but preassembled in one piece.

---

**I nomi dei Fabbricanti ed i numeri originali sono citati unicamente allo scopo di facilitare la ricerca della corrispondente parte di ricambio ICET.**

Les noms des Constructeurs et les numeros d'origine ne sont indiqués que pour faciliter l'identification des différents types.

Manufacturers' names and original numbers are indicated for reference purposes only.

---

**La nostra produzione è presentata in scatole da 20 pezzi caduna per i contatti e i condensatori, ed in confezioni unitarie per tutti gli altri articoli.**

Notre production est présentée en boîtes de 20 pièces chacune pour les jeux de contact et pour les condensateurs, et en boîtes unitaires pour tous les autres articles.


Our contact point sets and condensers are both packed in boxes containing 20 pieces each; all other articles are packed in unitary boxes.

CONTATTI – JEUX DE CONTACT – CONTACT POINT SETS

*icet*


**ICET** to fit **Acme**  
**2972**

**ACME**  
Motori 215, 290 dal 1971



**ICET** to fit **Bosch**  
**3096/A** to fit 1 237 013 060

**PORSCHE** 911S 1966–68  
911L, 911T 1967–68  
Gr. 1350 %




**ICET** to fit **Bosch**  
**3098/A – 3098/AV**  
to fit 1 237 013 075

1 237 013 079, 1 237 013 086


**AUDI** 100 1971–72  
**B M W** 30S1, 30CS1,  
dal 1972

**MERCEDES** 280,  
280 C, 280 CE dal 1972



**ICET** to fit **Bosch**  
**3099 – 3099/V**  
to fit 1 237 013 078


**VOLVO** P164, P164E dal 1972



**ICET** to fit **Bosch**  
**3100/A – 3100/AV**

to fit 1 237 013 108  
**AUDI** 058 998 051/A


**AUDI** 100 (USA) dal 1973



**ICET** to fit **Bosch**  
**3101/VP**


to fit 1 237 013 022  
1 237 013 026

**VOLKSWAGEN** 1200,  
1500 1961–65




**ICET** to fit **Bosch**  
**3103/A** to fit 1 217 013 021

**AGRIA, BERINI, GARELLI,**  
**MOTO GUZZI** 1974



**ICET** to fit **Bosch**  
**3108/P** to fit 1 237 013 039  
VW SP 186

**VOLKSWAGEN** 1300  
dal 1969




CONTATTI – JEUX DE CONTACT – CONTACT POINT SETS

*icet*

**ICET** to fit **Bosch**  
**3110/VP**  
 to fit 1 237 013 040  
**FORD** 425 980

**NSU** 1000, 1000 C,  
 1200, 1200 C dal 1967



**ICET** to fit **Bosch**  
**3115/B** to fit 2 207 013 002  
 2 207 013 003

**CLAYES** dal 1966  
**LAVERDA** " 1966  
**ILO** " 1963  
**STIHL** " 1966  
 Gr. 1745 %



**ICET** to fit **Bosch**  
**3121** to fit 1 217 013 012

**BATAVUS** dal 1966  
**FICHTEL** " 1966  
**HERCULES K 105** " 1969  
**HUSQUARNA** " 1968  
**ZÜNDAPP K S 50** " 1967  
 Gr. 1245 %



**ICET** to fit **Cem**  
**3140** to fit 350 367  
**MOTO GILERA**  
 Gilera 50 CC dal 1972



**ICET** to fit **Cev**  
**3146** to fit 02 265  
 42 77

**INNOCENTI**  
 Lambretta 200 SX  
 dal 1968

Gr. 1600 %



**ICET** to fit **Cev**  
**3150** to fit 04 073  
 42 80


**MOTO MORINI** dal 1969

Gr. 1750 %




**ICET** to fit **Cev**  
**3151/A** to fit 02 227  
 02 243  
 42 74  
 42 75

**MOTO GUZZI**  
 Zigolo 110 dal 1965  
**MOTOM Daina** dal 1967



**ICET** to fit **Cev**  
**3152/A** to fit 04 029  
 42 87

**MOSA Saldatrici**  
 dal 1970




CONTATTI – JEUX DE CONTACT – CONTACT POINT SETS

*icet*


**ICET** to fit **Cev**  
**3153** to fit 02 252  
 42 76

**MOTOM** Motozappa 401  
 dal 1964



**ICET** to fit **Cev**  
**3155/A** to fit 04 171  
 42 59

**MOTO GILERA**  
 Gilera 125, 150  
 dal 1974



**ICET** to fit **Cev**  
**3157/P** to fit 04 154  
 42 60

**MOTO GUZZI**  
 Guzzi Stornello 160  
 dal 1974



Gr. 2250 %

**ICET** to fit **Cev**  
**3161/A** to fit 02 409  
 42 83

**SELVA, Motori**  
 Fuoribordo dal 1969



**ICET** to fit **Cev**  
**3162** to fit 02 470  
 42 89

**SELVA Motori**  
 Fuoribordo dal 1970




**ICET** to fit **Cev**  
**3163** to fit 04 016  
 42 90

**MOTO GUZZI**  
 Guzzi Stornello  
 Autostrada dal 1969



**ICET** to fit **Cev**  
**3164** to fit 02 229  
 42 58

**AGRATI GARELLI** dal 1974



**ICET** to fit **Cev**  
**3165** to fit 904 941  
 42 61

**DUCATI** 125 4T




CONTATTI – JEUX DE CONTACT – CONTACT POINT SETS

ICET


**ICET** to fit **Cev**  
**3166** to fit 04 221  
 42 57

F. B. MINARELLI dal 1974



**ICET** to fit **Cev**  
**3167** to fit 04 240  
 42 56

BM MOTORI dal 1974  
 JAME KARTS dal 1974



**ICET** to fit **Cev**  
**3168** to fit 02 130  
 42 71

AGRATI GARELLI  
 Motoseghe dal 1965  
 F. B. MINARELLI dal 1969



**ICET** to fit **Dansi**  
**3174/A** to fit 57 35



**ICET** to fit **Dansi**  
**3175/A** to fit 405 042

MALANCA Ciclomotori  
 dal 1974  
 MORINI



**ICET** to fit **Delco Remy**  
**3226** to fit DR 100  
 OPEL RP 1212 154

OPEL Kadett dal 1969  
 Olimpia, Manta,  
 Rekord " 1970  
 Ascona, Commodore " 1971

Gr. 1995 %



**ICET** to fit **Delta**  
**3249** to fit 913 2812 02


MOTORI INDUSTRIALI CON  
 MAGNETE METAL

Gr. 1545 %



**ICET** to fit **Ducati**  
**3271** to fit 3031 430 190

DUCATI MECCANICA  
 Motori Industriali




CONTATTI – JEUX DE CONTACT – CONTACT POINT SETS



**ICET** to fit **Ducati**  
**3272** to fit 3031 430 170

**DUCATI MECCANICA**  
 Motori Industriali



**ICET** to fit **Ducati**  
**3273** to fit 3031 430 110


**ASPERA MOTORS**

Motori Industriali dal 1968



**ICET** to fit **Ducati**  
**3274/A** to fit 3195 772

**F.B. MINARELLI** dal 1970



**ICET** to fit **Ducati**  
**3277/A** to fit 3195 798

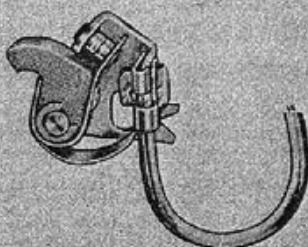
**F.B. MINARELLI**

50 Sport dal 1967

**MOTO GILERA**

G 50 Touring dal 1971


Gr. 1750 %



**ICET** to fit **Ducellier**  
**3300/A** to fit 608 514  
 Simca 37 989/P

**SIMCA** 1100, 1200 dal 1969  
 110, 1300, 1301 " 1970  
**CHRYSLER** 1100 366  
 Conduttori <sup>m</sup>/m 100+350

Gr. 2600 %




**ICET** to fit **Ducellier**  
**3300/B** to fit 608 515  
 Simca 38 000/G

**SIMCA** 1000 349,  
 Simc'4 359 dal 1969  
 1000, 1200 dal 1970

Conduttori <sup>m</sup>/m 100 + 180

Gr. 2350 %




**ICET** to fit **Ducellier**  
**3300/C** to fit 608 640  
 Simca 45 192/Q

**SIMCA** 160, 180, 1800 341,  
 1600 361 dal 1970

Conduttori <sup>m</sup>/m 100 + 700

Gr. 2550 %



**ICET** to fit **Ducellier**  
**3300/D – 3300/DV**  
 to fit 608 757, 660 025


660 506

Peugeot 592 733

**PEUGEOT** 204, 304, 404, 504  
 dal 1970

Conduttori <sup>m</sup>/m 100 + 240

Gr. 2600 %





**CONTATTI – JEUX DE CONTACT – CONTACT POINT SETS**

*icet*

**ICET** to fit **Ducellier**  
**3300/E** to fit 609 473  
 Citroën GX 06 18201 A




**CITROEN G S** 1000 dal 1971

Conduttori  $m/m$  50 + 65

Gr. 2350 %

**ICET** to fit **Ducellier**  
**3300/F** to fit 608 969  
 Simca 38 882/M




**CHRYSLER** 1100 366

Conduttori  $m/m$  60 + 360

Gr. 2600 %

**ICET** to fit **Ducellier**  
**3300/G** to fit 611 103  
 Simca 38 889/U



**CHRYSLER** 1000 349,  
 1000 351, 1000 359 dal 1969

Conduttori  $m/m$  100 + 475

Gr. 2600 %

**ICET** to fit **Ducellier**  
**3300/H** to fit 611 228  
 Simca 45 467/T



**CHRYSLER** 1600 361,  
 1800 341 dal 1970  
 Conduttori  $m/m$  100 + 410


Gr. 2600 %

**ICET** to fit **Ducellier**  
**3300/I** to fit 611 622

**CITROEN I D** 19 dal 1960

Conduttori  $m/m$  100 + 560

Gr. 2630 %




**ICET** to fit **Ducellier**  
**3300/L** to fit 612 011

**ALFA SUD** dal 1971

Conduttori  $m/m$  100 + 135

Gr. 2610 %




**ICET** to fit **Ducellier**  
**3300/M** to fit 608 719

**PEUGEOT 304 USA** dal 1970

Conduttori  $m/m$  100 + 250

Gr. 2600 %



**ICET** to fit **Ducellier**  
**3300/N** to fit 618 015

**PEUGEOT 104** dal 1973

Conduttori  $m/m$  50 + 265




CONTATTI – JEUX DE CONTACT – CONTACT POINT SETS



**ICET** to fit **Ducellier**  
**3300/O** to fit 850 010

AUDI 100


Conduttori m/m 100 +765



**ICET** to fit **Ducellier**  
**3300/P** to fit 660 022

PEUGEOT 304 USA dal 1972

Conduttori m/m 75 +235



**ICET** to fit **Ducellier**  
**3310/A** to fit 660 050

FIAT 128 Coupè USA

Conduttore m/m 110



**ICET** to fit **Lucas**  
**3505/A** to fit 60 410 047

VAUXHALL Viva dal 1963

Velox, Cresta 1962 - 69

Magnum dal 1973




**ICET** to fit **Lucas**  
**3506** to fit 60 410 048

VAUXHALL

Victor 1800

dal 1967



**ICET** to fit **Lucas**  
**3507/VP**

to fit 420 197

PLAS VAN DEN

1961-1966




**ICET** to fit **Lucas**  
**3509/A** to fit 54 423 769

HILLMAN

Hunter GT


dal 1972



**ICET** to fit **Lucas**  
**3510 - 3510/V**  
 to fit 54 419 946

HILLMAN, Minx dal 1970

AUSTIN Maxi dal 1972




**CONTATTI - JEUX DE CONTACT - CONTACT POINT SETS**



**ICET** to fit **Marelli**  
**3582/B** to fit 711 795 01


**FIAT**  
 128 Special dal 1975



**ICET** to fit **Mc. Culloch**  
**3650** to fit 50 076

**MC. CULLOCH** Motoseghe 1/40,  
 41 - 42 - 43 - 50 - 51 - 60 - 61 - 62,  
 Mac 15, Mac-D 30, 200, 250,  
 300, 380, 440, 450, 640

Gr. 1350 %




**ICET** to fit **Novi**  
**3683/A** to fit 113 270

Mobylette 19 066  
 Motobecane 18 066

**MOBYLETTE**  
 M1 Cady dal 1968  
 Moby Matic AV 87,  
 Moby M1

Gr. 2350 %



**ICET** to fit **Pal**  
**3690/A** to fit 40 288 486


**SKODA** 1100 M B dal 1964



**ICET** to fit **Piaggio**  
**3718** to fit 129 434

**PIAGGIO** Ape 150 cc, 500 cc.  
 dal 1965  
 Ape 350, 400 1965-1967  
 Vespa 90, 125, 150 cc GL  
 dal 1965  
 150 Sprint Veloce dal 1968

Gr. 2100 %



**ICET** to fit **Piaggio**  
**3718/P** to fit 140 963

**PIAGGIO**  
 Vespa 125 Primavera dal 1973


Gr. 2600 %



**ICET** to fit **Piaggio**  
**3719** to fit 129 435

**PIAGGIO** Vespa 90 SS.  
 180 cc SS, Sprint 150 cc.  
 dal 1965  
 Vespa 180 Rally 1968-1972

Gr. 2100 %



**ICET** to fit **Piaggio**  
**3719/P** to fit 140 838

**PIAGGIO**  
 Vespa 180 Rally dal 1973

Gr. 2600 %




CONTATTI – JEUX DE CONTACT – CONTACT POINT SETS



**ICET** to fit **Sev**  
**3803/AV**  
to fit 40 001 603


**CITROEN DS 20 DS 21**  
dal 1967  
Conduttore m/m 90



**ICET** to fit **Iskra-Stefa**  
**3823** to fit 18 900 390

**TOMOS** dal 1971

Gr. 2100 %



**ICET** to fit **Wico**  
**3904** to fit X 13 260  
W X 13 260

**BOLENS**  
**CLINTON**  
**KOHLER**  
**LAUSON**




TAVOLA COMPARATIVA – TABLE COMPARATIVE – COMPARATIVE GUIDE



N° ORIGINALE  
N. D'ORIGINE  
ORIGINAL No.

N° ICET

N° ORIGINALE  
N. D'ORIGINE  
ORIGINAL No.

N° ICET

N° ORIGINALE  
N. D'ORIGINE  
ORIGINAL No.

N° ICET

**ACME (I)**

221 005 5042

**BOSCH (D)**

1 217 013 021 3103/A  
1 217 330 050 5170  
1 237 013 059 3114  
1 237 013 060 3096/A  
1 237 013 061 3114  
1 237 013 062 3114  
1 237 013 063 3112  
1 237 013 065 3112  
1 237 013 066 3112  
1 237 013 075 3098/A  
1 237 013 078 3099  
1 237 013 079 3098/A  
1 237 013 091 3098/A  
1 237 013 108 3100/A  
1 237 013 723 3803/AV  
1 237 013 802 3226  
1 237 013 813 3300/D  
1 237 013 814 3300/A  
1 237 013 815 3300/B  
1 237 013 816 3300/E  
1 237 013 817 3300/G  
1 237 013 818 3300/A  
1 237 013 819 3510  
1 237 330 034 5155  
1 237 330 039 5169  
1 237 330 050 5170  
1 237 330 059 5178/A  
1 237 330 079 5187/A  
1 237 330 080 5167  
1 237 330 081 5160  
1 237 330 084 5180/A  
1 237 330 091 5166  
1 237 330 093 5190/A

1 237 330 094 5182/A  
1 237 330 104 5179/A  
1 237 330 105 5162  
1 237 330 106 5164  
1 237 330 107 5163  
1 237 330 110 5153  
1 237 330 111 5146  
1 237 330 114 5147  
1 237 330 115 5185/A  
1 237 330 116 5181/A  
1 237 330 118 5157  
1 237 330 119 5180/A  
1 237 330 120 5188/A  
1 237 330 123 5183/A  
1 237 330 124 5185/A  
1 237 330 125 5186/A  
1 237 330 133 5165  
1 237 330 134 5159  
1 237 330 137 5171  
1 237 330 140 5185/A  
1 237 330 141 5145  
1 237 330 149 5156  
1 237 330 155 5158  
1 237 330 162 5148  
1 237 330 180 5149  
1 237 330 181 5150  
1 237 330 182 5151  
1 237 330 191 5154  
1 237 330 198 5161  
1 237 330 202 5152  
1 237 330 229 5168  
1 237 330 230 5174/A  
1 237 330 232 5192/A  
2 207 013 002 3115/B  
2 207 013 003 3115/B  
2 207 330 002 5169  
9 231 460 010 5191

LMKO 1Z 1Z 5175  
LMKO 1Z 23Z 5170  
LMKO 1Z 33Z 5178/A  
LMKT 4 sort 2 3100/A  
ZKB 60 3096/A  
ZKC 2 3115/B  
ZKC 3 3115/B  
ZKD 12 3121  
ZKO 37Z 47Z 5178/A

**CEM (I)**

350 367 3140

**CEV (I)**

02 130 3168  
02 180 3160  
02 227 3151/A  
02 243 3151/A  
02 252 3153  
02 265 3146  
02 396 5238  
02 398 3150  
02 409 3161/A  
02 470 3162  
02 471 5234/A  
04 016 3163  
04 029 3152/A  
04 073 3150  
04 153 5236/A  
04 154 3157/P  
04 171 3155/A  
04 221 3166  
04 229 3164  
04 240 3167  
77 90 5232/A

TAVOLA COMPARATIVA – TABLE COMPARATIVE – COMPARATIVE GUIDE



N° ORIGINALE N° D'ORIGINE ORIGINAL No.	N° ICET	N° ORIGINALE N° D'ORIGINE ORIGINAL No.	N° ICET	N° ORIGINALE N° D'ORIGINE ORIGINAL No.	N° ICET
12 263	5242				
12 381	5239				
12 751	5240				
13 039	5235/A				
13 062	5234/A				
90 4941	3165				
4256	3167				
4257	3166				
4258	3164				
4259	3155/A				
4260	3157/P				
4261	3165				
4263	3154				
4265	3156				
4266	3157				
4267	3158				
4268	3159				
4269	3160				
4271	3168				
4272	3159/A				
4273	3158/A				
4274	3151/A				
4275	3151/A				
4276	3153				
4277	3146				
4278	3149				
4279	3148				
4280	3150				
4282	3148				
4283	3161/A				
4285	3158				
4286	3150				
4287	3152/A				
4288	3147				
4289	3162				
4290	3163				
		<b>CHRYSLER-FRANCE (F)</b>			
		37 925/E	5326		
		37 989/P	3300/A		
		38 000/G	3300/B		
		38 882/M	3300/F		
		38 889/U	3300/G		
		45 192/Q	3300/C		
		45 467/T	3300/H		
		45 542/W	3112		
		<b>CITROEN (F)</b>			
		DY 211 217/A	3803/AV		
		DY 212 17/A	3803/AV		
		GX 06 18 201/A	3300/E		
		GX 06 18 501/A	5327		
		GX 06 150 O/A	5851		
		<b>DAF (NL)</b>			
		224 565	5147		
		<b>DANSI (I)</b>			
		57 35	3174/A		
		57 35/1	3175/A		
		59 60	5265/A		
		40 39 66	5265/A		
		40 50 42	3175/A		
		<b>DELCO REMY (USA)</b>			
		D 203	5281		
		D 204	5285/A		
		DR 100	3226		
		DR 200	5282		
		18 69 573	5285/A		
		19 28 111	5281		
		<b>DELTA (I)</b>			
		913 2812 02	3249		
		<b>DUCATI (I)</b>			
		11 26 29	5310/A		
		11 30 0790	5309/A		
		11 30 0791	5309/A		
		30 31 42 0140	3273		
		30 31 43 0110	3273		
		30 31 43 0170	3272		
		30 31 43 0190	3271		
		31 95 597	3277/A		
		31 95 772	3274/A		
		31 95 798	3277/A		
		<b>DUCELLIER (F)</b>			
		9569	5321/A		
		19 403	5324/A		
		19 403/A	5328		
		450 005	5326		
		450 010	3300/O		
		605 310	5323/A		

TAVOLA COMPARATIVA - TABLE COMPARATIVE - COMPARATIVE GUIDE



N° ORIGINALE  
N. D'ORIGINE  
ORIGINAL No.

N° ICET

N° ORIGINALE  
N. D'ORIGINE  
ORIGINAL No.

N° ICET

N° ORIGINALE  
N. D'ORIGINE  
ORIGINAL No.

N° ICET

605 318 5328  
608 316 5328  
608 460 5326  
608 514 3300/A  
608 515 3300/B  
608 640 3300/C  
608 719 3300/M  
608 757 3300/D  
608 969 3300/F  
609 473 3300/E  
609 504 5327  
611 081 5324/A  
611 103 3300/G  
611 228 3300/H  
611 622 3300/I  
612 011 3300/L  
612 233 5328  
612 234 5324/A  
618 015 3300/N  
660 022 3300/P  
660 025 3300/DV  
660 050 3310/A  
660 506 3300/DV

FIAT (I)

99 12 723 5648  
99 16 122 5324/A  
99 16 150 5324/A  
99 19 150 5328  
99 20 578 5648  
99 21 318 5328  
99 21 381 5328  
99 21 499 5647  
99 22 454 5643/A  
99 25 255 5647

99 25 480 5328  
99 25 481 5328  
99 27 097 3310/A

GILERA (I)  
(Vedere Piaggio Gilera)

G M (USA)

34 70 026 3226  
34 74 521 5282

INNOCENTI (I)

00 84 0143 5309/A

ISKRA (JU)

18 900 390 3823

LUCAS (GB)

544 19 946 3510  
544 20 860 5578/A  
544 20 868 5578/A  
544 23 769 3509/A  
544 25 179 5579/A  
604 10 047 3505/A  
604 10 048 3506  
C 2 5578/A  
C 3 5578/A

CS 6 3505/A  
CS 7 3506

MARELLI (I)

CE 36E 5648  
CE 36G 5647  
CE 36L 5643/A  
CE 39 A 5631/A  
CE 39 B 5634/A  
CE 39 C 5638/A  
51 33 904 5634/A  
51 33 905 5648  
561 811 28 5648  
561 811 30 5647  
561 811 32 5643/A  
561 811 70 5634/A  
561 811 71 5638/A

MC. CULLOCH (USA)

50 076/A 3650

MERCEDES BENZ (D)

000 156 9001 5165

MOBYLETTE (F)

19 066 3683/A

AVOLA COMPARATIVA – TABLE COMPARATIVE – COMPARATIVE GUIDE



N° ORIGINALE  
N° D'ORIGINE  
ORIGINAL No.

N° ICET

N° ORIGINALE  
N° D'ORIGINE  
ORIGINAL No.

N° ICET

N° ORIGINALE  
N° D'ORIGINE  
ORIGINAL No.

N° ICET

**NOVI (F)**

110 170 5712  
113 270 3683/A

**OPEL (D)**

12 12 235 5282  
12 12 237 5156  
12 12 240 5152  
RP 12 12 154 3226

**PAL (CZ)**

402 88 486 3690/A

**PARIS – RHONE (F)**

90 505 5144  
92 500 3117  
92 504 3112

**PEUGEOT (F)**

592 733 3300/D  
592 735 3300/M  
592 744 3300/N

**PEUGEOT – SAFI (F)**

46 617 5728

**PIAGGIO (I)**

129 434 3718  
129 435 3719  
140 838 3719/P  
140 963 3718/P

**PIAGGIO GILERA (I)**

68 854 3140  
352 169 5230  
352 919 3155/A

**SEV (F)**

400 016 03 3803/AV  
430 600 03 5851  
Z 11 191 5851

**STEFA (S)**

18 900 390 3823

**TOMOS (JU)**

209 760 3823

**VELOSOLEX (F)**

Z 11 191 5851

**VOLKSWAGEN (D)**

113 905 295/B 5157  
211 905 295/N 5180/A  
311 905 295/A 5188/A

**WICO (USA)**

A 220 474 3904  
A 220 475 3904  
X 13 260 3904  
WX 13 260 3904