INDICE - INDEX
INDEX - INHALTSVERZEICHNIS

WRK 125/87

Tavola Drawing Table Bild	DENOMINAZIONE	DESCRIPTION	DESIGNATION	BEZEICHNUNG		
A3 1	ATTREZZI DI ASSISTENZA	SERVICE TOOLS	OUTILS D'ASSISTANCE	HILFSAUSRÜSTUNG	7	A4
A5 2	TESTA CILINDRO, PISTONE, MANOVELLISMO	CYLINDER HEAD, CYLINDER, PISTON, CRANKSHAFT	CULASSE, CYLINDRE, PISTON, VILEBREQUIN	ZYLINDERKOPF, ZYLINDER, K[illegible]	11	A6
A9 3	DISTRIBUZIONE	VALVE TIMING	DISTRIBUTION	VENTILSTEUERUNG	13	A10
A11 4	RAFFREDDAMENTO	COOLING	REFROIDISSEMENT	WASSERKÜHLUNG	15	A12
A13 5	BASAMENTO	CRANKCASE	CARTER	GEHÄUSE	17	A14
A15 6	COPERCHI BASAMENTO	CRANKCASE COVERS	COUVERCLES CARTER	GEHÄUSEDECKEL	19	A16
B1 7	AVVIAMENTO	STARTER	DÉMARRAGE	ANLASSER	21	B2
B3 8	TRASMISSIONE PRIMARIA, FRIZIONE	PRIMARY DRIVE, CLUTCH	TRASMISSION PRIMARIE, EMBRAYAGE	ERSTER ANTRIEB, KUPPLUNG	23	B4
B5 9	CAMBIO VELOCITÀ	TRANSMISSION	BOÎTE DE VITESSE	WECHSELGETRIEBE	27	B6
B9 10	COMANDO CAMBIO	SHIFTER	COMMANDE DE VITESSE	GANGSCHALTUNG	29	B10
B11 11	PARTE ELETTRICA	IGNITION SYSTEM	PARTIES ELECTRIQUES	ELEKTRISCHE TEILE	31	B12
B13 12 *	CARBURATORE	CARBURETOR	CARBURATEUR	VERGASER	33	B14
B15 12A *	CARBURATORE	CARBURETOR	CARBURATEUR	VERGASER	35	B16
C1 13	ASPIRAZIONE E FILTRO ARIA	AIR BOX AND FILTER	ASPIRATION ET FILTRE	ANSAUGEN UND FILTER	37	C2
C3 14	TELAIO	FRAME ASSEMBLY	CHÂSSIS	RAHMEN	39	C4
C5 15	SOSPENSIONE ANTERIORE	FRONT FORK ASSEMBLY	SUSPENSION AVANT	TELESKOPGABEL	43	C6
C9 16	FORCELLONE E SOSPENSIONE POSTERIORE	SWING ARM AND REAR SUSPENSION	FOURCHE ET SUSPENSION ARRIÈRE	GABEL UND HINTERAUFHÄNGUNG	47	C10
C13 17	MANUBRIO E COMANDI	HANDLEBAR AND CONTROLS	GUIDON ET COMMANDES	LENKE UND STEUERORGANE	49	C14
C15 18	COMANDO FRENO POSTERIORE	REAR BRAKE CONTROL	COMMANDE FREIN AR	HINTERBREMSE	51	C16
D1 19	CARENATURE, PARAFANGHI, SELLA	FENDERS, CHAIN GUARD, SEAT	CARENATURE, GARDE-BOUES, SIÈGE	VERKLEIDUNG, KOFTLÜGEL, SATTEL	53	D2
D3 20	SERBATOIO CARBURANTE	GAS TANK	RESERVOIR CARBURANT	KRAFTSTOFFBEHÄLTER	55	D4
D5 21	SCARICO	EXHAUST SYSTEM	TUYAU D'ECHAPPEMENT	AUSPUFFROHR	57	D6
D7 22	RUOTA ANTERIORE	FRONT WHEEL	ROUE AVANT	VORDERRAD	59	D8
D9 23	RUOTA POSTERIORE	REAR WHEEL	ROUE ARRIÈRE	HINTERRAD	63	D10
D13 24	CONTACHILOMETRI, LIBRETTO USO E MANUTENZIONE	SPEEDOMETER, OWNER'S MANUAL	COMPTE-KILOMETRES, EMPLOI D'ENTRETIEN	KILOMETERZAHLER, HANDBUCH	65	D14
E1 25	IMPIANTO ELETTRICO	ELECTRIC SYSTEM	INSTALLATION ELECTRIQUE	ELEKTRISCHE ANLAGE		E2
	* IN ALTERNATIVA	* IN ALTERNATIVE	* EN ALTERNATIVE	* DIE AUSWAHL		

E5 pag.68 INDICE NUMERICO PROGRESSIVO

INFORMAZIONI GENERALI

Questo catalogo è stato preparato per richiedere con esattezza le parti di RICAMBIO del motociclo **WRK 125/87.**
Nelle ordinazioni indicare sempre e solamente:
1) il numero dei particolari seguito dalla descrizione;
2) il colore per i pezzi verniciati o comunque colorati;
3) il numero d'identificazione (matricola) del motociclo.
Le indicazioni di destra e sinistra si riferiscono ai due lati della macchina rispetto al guidatore seduto in sella.

GENERAL INFORMATION

This catalog has been prepared for your convenience when ORDERING PARTS for **WRK 125/87** Motorcycle.
The following instructions should be followed very carefully when ordering parts:
1) indicate part number and description;
2) indicate colour for painted or couloured parts;
3) indicate V.I.N. number.
Right side and left side indicated in this catalog are referred to rider seating on motorcycle.

INFORMATIONS GENERALES

Ce catalogue a été préparé pour faciliter le client dans sa commande de pièces de RECHANGE pour la motocyclette **WRK 125/87.**
Pour toute commande, indiquer toujours et soulements:
1) le numéro de la piece suivi de sa description;
2) la couleur des pièces peintes ou coulorés;
3) le numéro d'identification (matricule) de la motocyclette.
Les indications de droite et gauche se rapportent aux deux côtes de la motocyclette par rapport au conducteur assis sur la selle.

ALLGEMEINE INFORMATIONEN

Dieser Katalog wurde vorbereitet um die Möglichkeit zu geben, dass die ERSATZTEILE mit höchster Genauigkeit angefordet werdwn Können und zwar für das Motorrad **WRK 125/87.**
1) den Auftägen ist immer und nur folgendes anzugeben;
2) die Farbe für die lakierten oder farbigen Teile;
3) die Herstellungsnummer des Motorrades;
Die Angaben für rechts und links beziehen sich auf die beiden Seiten des Motorrades und zwar so gesehen, wie es der Fahrer siht, wenn er im Sattel zitzt.

NOTE - LIST - NOTES - NOTE:

F.m.: Fino alla matricola - Until V.I.N. - Jusqu'au matricule - Bis zu Matrikel
D.m. : Dalla matricola - From V.I.N. - Du matricule - Vom Matrikel

AUS : Australia, Australia, Australie, Australien
B : Belgio, Belgium, Belgique, Belgien
BR : Brasile, Brazil, Brasile, Brasilien
CDN : Canada, Canada, Canada, Kanada
CH : Svizzera, Switzerland, Suisse, Schweizer
D : Germania, Germany, Allemagne, Deutschland
E : Spagna, Spain, Espagne, Spanien
F : Francia, France, France, Frankreich
GB : Gran Bretagna, Great Britain, Grand Bretagne, Groos Britan
GR : Grecia, Greece, Grèce, Griechenland
I : Italia, Italy, Italie, Italien
TA : Tahiti, Tahiti, Tahiti, Tahiti
USA : Stati Uniti d'Ameria, United States of America, Etats Units d'Amerique, Verenigte Staaten von Amerika

Il n° di matricola iniziale del motociclo WRK 125/87 è 1T000001
Initial part number for the motorcycle WRK 125/87 is 1T000001
Le primiere numéro de matricule de la motorcyclette WRK 125/87 est 1T000001
Die nummer der anfangsmatrikel vom motorrad WRK 125/87 ist 1T000001

Dati indicativi soggetti a modifiche senza impegno di preavviso.
All data are subject to modification without prior notice.
Données indicatif sujet au modifications sans obligation de préavis.
Änderungen Vorbehalten.

Emesso: Dicembre 1986
Issued: December 1986
Imprimé: Décembre 1986
Herausgegeben: Dezember 1986

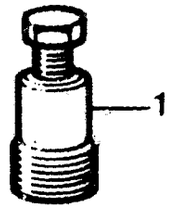
1

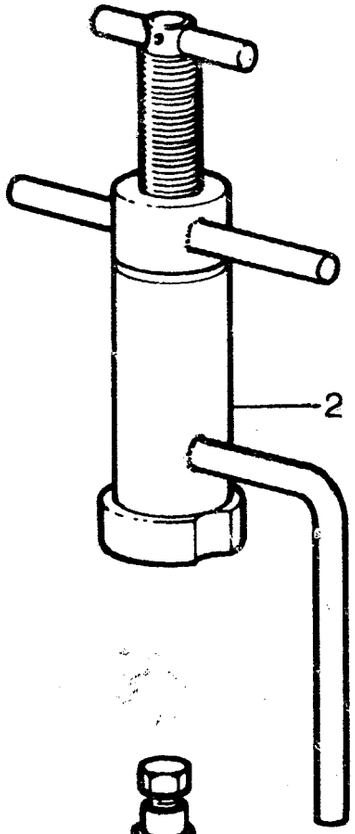
2

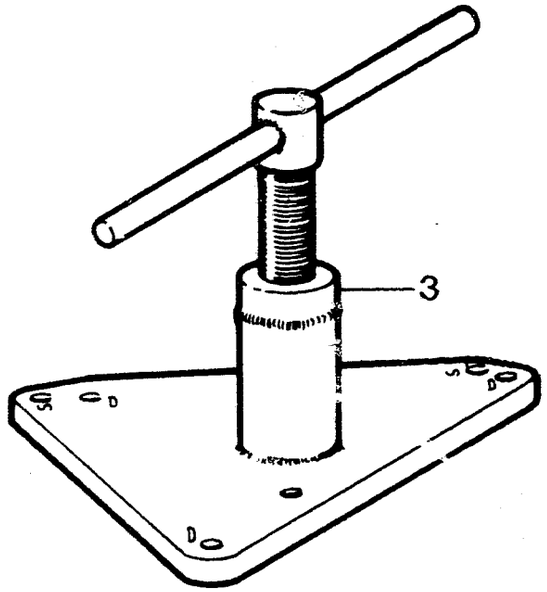
3

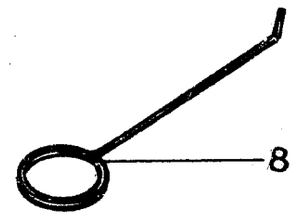
8

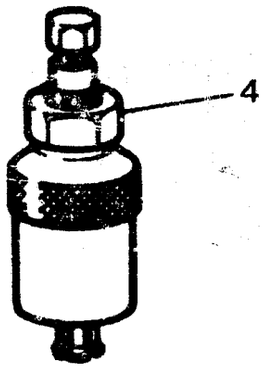
4

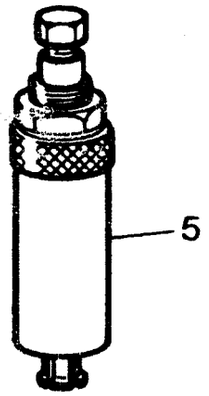
5

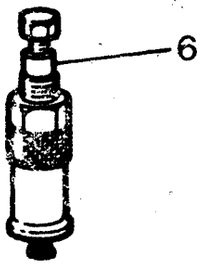
6

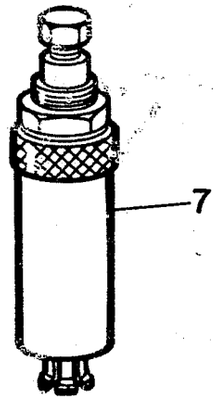
7

Note Notes Notes Marke	Index No. Pos. N.	Code N. Nr. Code N. Cod Code Nr.	DENOMINAZIONE	NAME	DESIGNATION	BESHREIBUNG	Q.ty Q.tà Q.te M.ge	Validity Validità Validité Gultig
	1	40907	Estrattore rotore accensione	Rotor puller	Extracteur pour rotor allumage	Auszieher rotor zundung	1	
	2	43719	Attrezzo mont. alb. motore nel carter sinistro	Installing tool. crankshaft left	Outil pour montage vilebrequin dans le demicarter G.	Werkzeug um kubelw ins rechts halbegehause zu montieren	1	
	3	43718	Attrezzo separaz. semicarter e smont. albero motore	Crankcase splitting tool and crankshaft disassembly	Outil pour demontage carters et vilebrequin	Werkzeug um Halbgeh	1	
	4	43720	Estrattore per cuscinetto albero cambio	Tool for bearing	Extracteur pour roulement	Abzieher fur rollenlayers	1	
	5	43823	Estrattore boccola a rullini alb.primar.	Main shaft needle bearing puller	Extracteur pour roulement à aiguilles	Auszieher fur nadelkafing	1	
	6	43824	Estrattore per boccole a rullini rinvio com. valvola, cuscinetto pompa acqua e rinvio com. valvola	Extracteur for roller bearing bushing valve drive gear, bushing water pump and valve drive gear	Extracteur pour coquillé à aiguille renvoi com. soupape, palier pompe et renvoi com. soupape	Abzieher fur Lagerrollebuchse Ventilantrieborgelage, wasserpumpelagerund	1	
	7	33055	Estrattore anello di tenuta pompa acqua	Extractor for seal ring water pump	Extrac. pour bague d'étench. pompe a eau	Abzieher fur Wasserpump Manchette	1	
	8	46412	Attrezzo controllo distanza tra valvola di scarico e pistone	Control tool between relief valve and piston	Outil controlle écartement soupape décharge et piston	Kontrollwerkzeug Abstand ablassventil und Kolben	1	

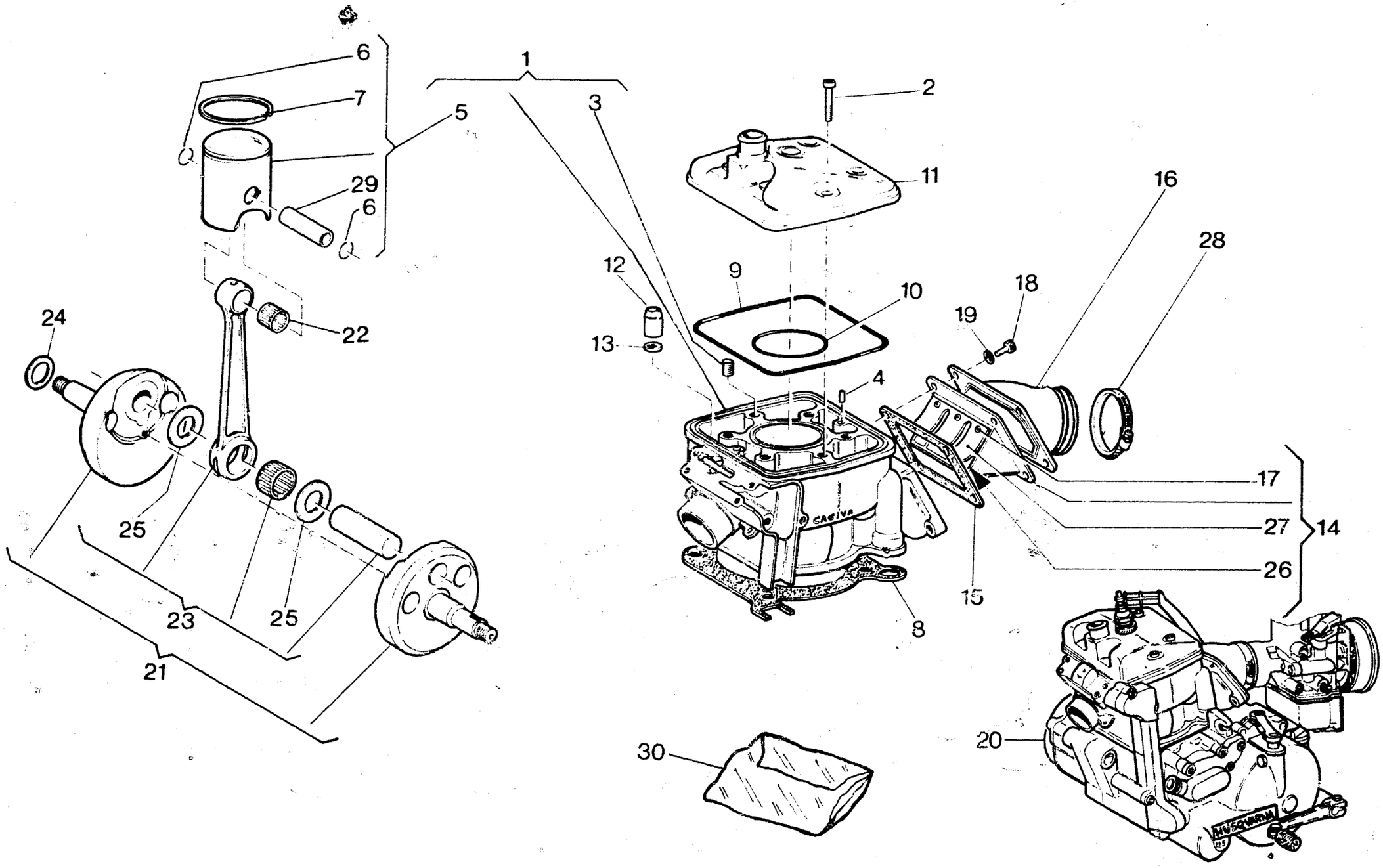
6
7
5
1
3
2
11
29
6
16
28
12
9
10
18
19
24
22
13
4
17
27
14
26
25
23
25
21
15
8
30
20

TESTA, CILINDRO, PISTONE, MANOVELLISMO - CYLINDER HEAD, CYLINDER, PISTON, CRANKSHAFT
CULASSE, CYLINDRE, PISTON, VILEBREQUIN - ZYLINDERKOPF, ZYLINDER, KOLBEN, KURBELTRIEB

TAVOLA DRAWING TABLE BILD **2** — **WRK 125/87**

Note Notes Notes Marke	Index No. Pos. N.	Code N. Nr. Code N. Cod Code Nr.	DENOMINAZIONE	NAME	DESIGNATION	BESHREIBUNG	Q.ty Q.tà Q.te M.ge	Validity Validità Validité Gultig
	1	38529	Assieme cilindro	Cylinder assy	Cylindre compl.	Zylinder kpl.	1	
	2	N2511-G22	Vite fissaggio testa	Stud bolt	Goujon prisonnier	Stiftscraube	6	
	3	49792	Heli-coil	Inserted thread	Filetage appliq.	Gewindeinsatz	6	
	4	38520	Spina rif. testa	Split pin	Goupile	Federhulse	2	
	5		Assieme Pistone	Piston assy	Piston compl.	Kolben kpl.	1	
		38531/1	B: ⌀55,97					
		38531/2	C: ⌀55,98					
		38531/3	D: ⌀55,99					
		38531/4	E: ⌀56,00					
	6	34358	Anellino ritegno spinotto	Circlip	Bague d'arret	Federring	2	
	7	42277	Segmento	Ring	Bague	Ring	1	
	8	38533/3	Guarniz. base cilindro sp. 0,3 mm.	Gasket	Joint	Dichtung	1	
		38533/4	Guarniz. base cilindro sp. 0,4 mm.	Gasket	Joint	Dichtung	1	
		38533/5	Guarniz. base cilindro sp. 0,5 mm.	Gasket	Joint	Dichtung	1	
		38533/6	Guarniz. base cilindro sp. 0,6 mm.	Gasket	Joint	Dichtung	1	
		38533/8	Guarniz. base cilindro sp. 0,8 mm.	Gasket	Joint	Dichtung	1	
	9	38534	Guarnizione OR esterna	«O» Ring	Joint «O»	O-Ring	1	
	10	39630	Guarnizione OR interna	«O» Ring	Joint «O»	O»Ring	1	
	11	39899	Testa motore	Cylinder head	Culasse	Zylinderkopf.	1	
	12	38535	Dado	Nut	Ecrou	Mutter	4	
	13	25397	Rosetta	Washer	Rondelle	Scheibe	4	
	14	43966	Valvola aspirazione compl.	Inlet valve assy.	Soupape d'aspiration compl.	Einlachventil kpl.	1	
	15	43067	Guarnizione	Gasket	Joint	Dichtung	1	
	16	37078	Raccordo carburatore	Union	Vis	Schraube	1	
	17	35408	Vite	Screw	Vis	Schraube	6	
	18	N2509-G22	Vite	Screw	Vis	Schraube	4	
	19	N15504-G22	Rosetta	Washer	Rondelle	Scheibe	4	

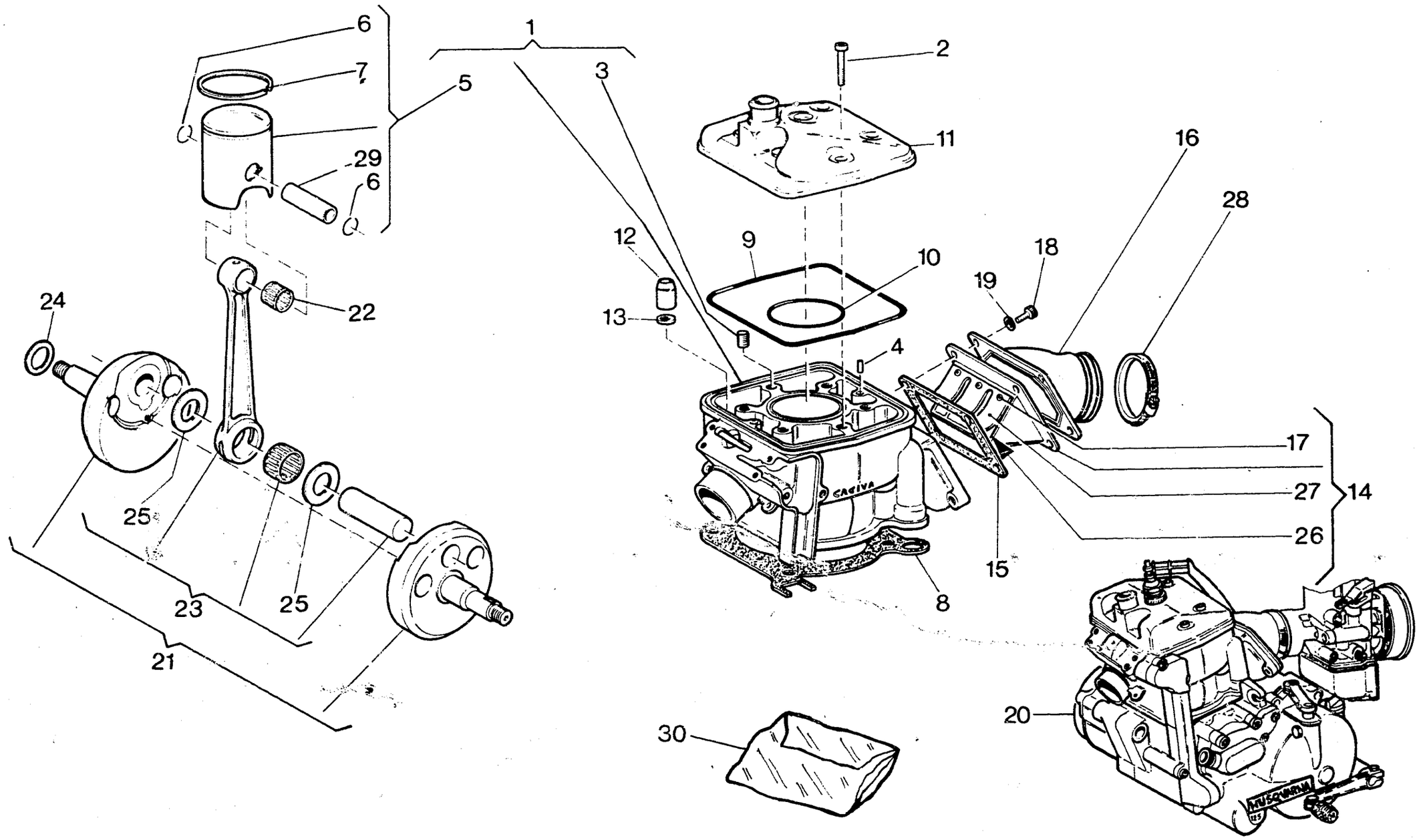
6
7
5
1
3
2
11
16
28
29
6
12
9
10
18
19
22
24
13
4
17
27
14
26
15
25
23
25
21
8
20
30

TESTA, CILINDRO, PISTONE, MANOVELLISMO - CYLINDER HEAD, CYLINDER, PISTON, CRANKSHAFT
CULASSE, CYLINDRE, PISTON, VILEBREQUIN - ZYLINDERKOPF, ZYLINDER, KOLBEN, KURBELTRIEB

TAVOLA DRAWING TABLE BILD **2** **WRK 125/87**

Note Notes Notes Marke	Index No. Pos. N.	Code N. Nr. Code N. Cod Code Nr.	DENOMINAZIONE	NAME	DESIGNATION	BESHREIBUNG	Q.ty Q.tà Q.te M.ge	Validity Validità Validité Gultig
	20	54079	Motore completo di carbur., leve avviam. comando cambio, frizione e candela	Engine assy with carbure.,starting lever gearbox, clutch control lever,spark plug	Moteur complet de carburateur, leviers demarrage,commande changement de vitesse embrayage et bougie	Motor mit Vergaser, Anlasser, Ganghebel Kupplung und Zundkerze kpl.	1	
	21	46155	Assieme alb. motore	Crankshaft assy	Vilebrequin compl.	Kurbewelle kpl.	1	
●	22	21929/1	Cusc. a rull. per piede di biella (-2-4)	Needle bearing for small end rod (-2-4)	Roul. à aiguil. pour pied de biel. (-2-4)	Nadelkafig fur Pleuelauge (-2-4)	1	
		21929/2	Cusc. a rull. per piede di biella (-1-3)	Needle bearing for small end rod (-1-3)	Roul. à aiguil. pour pied de biel. (-1-3)	Nadelkafig fur Pleuelauge (-1-3)	1	
		21929/3	Cusc. a rull. per piede di biella (-1-3)	Needle bearing for small end rod (-1-3)	Roul. à aiguil. pour pied de biel. (-1-3)	Nadelkafig fur Pleuelauge (-1-3)	1	
		21929/4	Cusc. a rull. per piede di biella (0-2)	Neddle bearing for small end rod (0-2)	Roul. à aiguil. pour pied de biel. (0-2)	Nadelkafig fur Pleuelauge (0-2)	1	
		21929/5	Cusc. a rull. per piede di biella (0-2)	Neddle bearing for small end rod (0-2)	Roul. à aiguil. pour pied de biel. (0-2)	Nadelkafig fur Pleuelauge (0-2)	1	
●	23	39925/1	Biella motore completa (BIANCA)	Connecting rod compl. (WHITE)	Bielle compl. (BLANCHE)	Pleuelstange kpl. (WEISS)	1	
		39925/2	Biella motore completa (BIANCA)	Connecting rod compl. (WHITE)	Bielle compl. (BLANCHE)	Pleuelstange kpl. (WEISS)	1	
		39925/3	Biella motore completa (NERA)	Connecting rod compl. (BLACK)	Bielle compl. (NOIRE)	Pleuelstange kpl. (SCHWARZ)	1	
		39925/4	Biella motore completa (NERA)	Connecting rod compl. (BLACK)	Bielle compl. (NOIRE)	Pleuelstange kpl. (SCHWARZ)	1	
		39925/5	Biella motore completa (ROSSA)	Connecting rod compl. (RED)	Bielle compl. (ROUGE)	Pleuelstange kpl. (ROTE)	1	
	24		Rondella di rasamento	Thrust washer	Rondelle d'épaulement	Anlaufscheibe	1	
		11794/3	Sp. 0,3 mm.					
		11794/4	Sp. 0,4 mm.					
		11974/5	Sp. 0,5 mm.					
		11794/6	Sp. 0,6 mm.					
	25	45381	Rondella di rasamento	Thrust washer	Rondelle d'épaulement	Anlaufscheibe	2	
	26	43965	Lamella	Plate	Lame	Blattchen	2	
	27	43065	Piastrina fermo corsa lamella	Plate	Plaque	Platte	2	
	28	27521	Fascetta	Clamp	Collier	Schelle	1	
●	29	42215/1	Spinotto (NERO)	Pin (BLACK)	Axe (NOIRE)	Bolzen (SCHWARZ)	1	
		42215/2	Spinotto (BIANCO)	Pin (WHITE)	Axe (BLANC)	Bolzen (WEISS)	1	
		42215/3	Spinotto (NERO)	Pin (BLACK)	Axe (NOIRE)	Bolzen (SCHWARZ)	1	
		42215/4	Spinotto (BIANCO)	Pin (WHITE)	Axe (BLANC)	Bolzen (WEISS)	1	
		42215/5	Spinotto (NERO)	Pin (BLACK)	Axe (NOIRE)	Bolzen (SCHWARZ)	1	
	30	49744	Gruppo guarn. ed anelli di tenuta motore	Engine seal set	Jeu joints moteur	Dichtungsgruppe	1	
			●: Fornire in accordo con la selezione riportata. (esempio: la gabbia 21929/1 deve essere accoppiata con la biella 39925/1 e con lo spinotto 42215/1; lo stesso vale per le altre selezioni).	●: Supply as per described selection. (f.i.: the bearing No. 21929/1 must be matched with the connecting rod 39925/1 and the piston pin No. 42215/1; the same is valid for the other selections).	●: Livraison à effectuer selon la sélection citée. (par ex.: le roulement N. 21929/1 doit être livré avec la bielle N. 39925/1 et l'axe N. 42215/1; le même vaut pour autres sélections).	●: Laut der angegebenen Aufstellung liefern. (z.B.: der Kafig Nr. 21929/1 muss zusammen mit der Pleuelstage Nr. 39925/1 und dem Kolbenbolzen Nr. 42215/1 gesandt werden; dasselbe gilt fuer die anderen Ausfstellungen).		

DISTRIBUZIONE - VALVE TIMING
DISTRIBUTION - VENTILSTEUERUNG

TAVOLA / DRAWING / TABLE / BILD **3** — **WRK 125/87**

Note Notes Notes Marke	Index No. Pos. N.	Code N. Nr. Code N. Cod Code Nr.	DENOMINAZIONE	NAME	DESIGNATION	BESHREIBUNG	Q.ty Q.tà Q.te M.ge	Validity Validità Validité Gultig
	1	38397	Regolatore comando valvola di scarico	Valve drive regulator	Registre com. soupape	Regler fur Abzapventilantrieb	1	
	2		Rosetta di rasamento	Thrust washer	Rondelle d'épaulement	Anlaufscheibe	1	
		34292/3	Sp. 0,3 mm.					
		34292/4	Sp. 0,4 mm.					
		34292/5	Sp. 0,5 mm.					
		34292/6	Sp. 0,6 mm.					
	3	48957	Leveraggio completo com. valvola	Lever assy	Levier compl.	Hebel kpl.	1	
	4	48956	Asta	Rod	Barre	Stange	1	
	5	N15031-G22	Dado	Nut	Ecrou	Mutter	2	
	6	35620	Forcella comando valvola	Toggle valve drive	Fourchette compl. soupape	Gestangegabel	1	
	7	N2870-G22	Vite	Screw	Vis	Schraube	2	
	8	42240	Valvola scarico	Exhaust valve	Soupape échappement	Auslass-Ventil	1	
	9	36334	Perno valvola di scarico	Pin	Pivot	Stift	1	
	10	38265	Supporto leva com. valvola compl. di coperchio	Bearing valve operating lever compl. cover	Support levier de comande soupape compl. de couvercle	Halter Hebelschaltungsventil mit Déckel	1	
	11	N1049-G22	Vite	Screw	Vis	Schraube	1	
	12	N15032-G22	Dado	Nut	Ecrou	Mutter	1	
	13	31748	Boccola a rullini	Needle bearing	Roulement a aiguilles	NadelKafig	2	
	14	38519	Anello di tenuta	Seal ring	Bague d'étanchéité	Dichtungsring	1	
	15	48954	Perno com. valvola	Pin	Pivot	Stift	1	
	16	42278	Dado	Nut	Ecrou	Mutter	1	
	17		Guarnizione	Gasket	Joint	Dichtung	1	
		38419/3	Sp. 0,3 mm.					
		38419/4	Sp. 0,4 mm.					
		38419/5	Sp. 0,5 mm.					
		38419/6	Sp. 0,6 mm.					
		38419/7	sp. 0,7 mm					
		38419/8	Sp. 0,8 mm.					
	18	N2489-G22	Vite	Screw	Vis	Schraube	4	
	19	48955	Coperchio	Cover	Couvercle	Deckel	1	
	20	N7330-G22	Vite	Screw	Vis	Schraube	3	

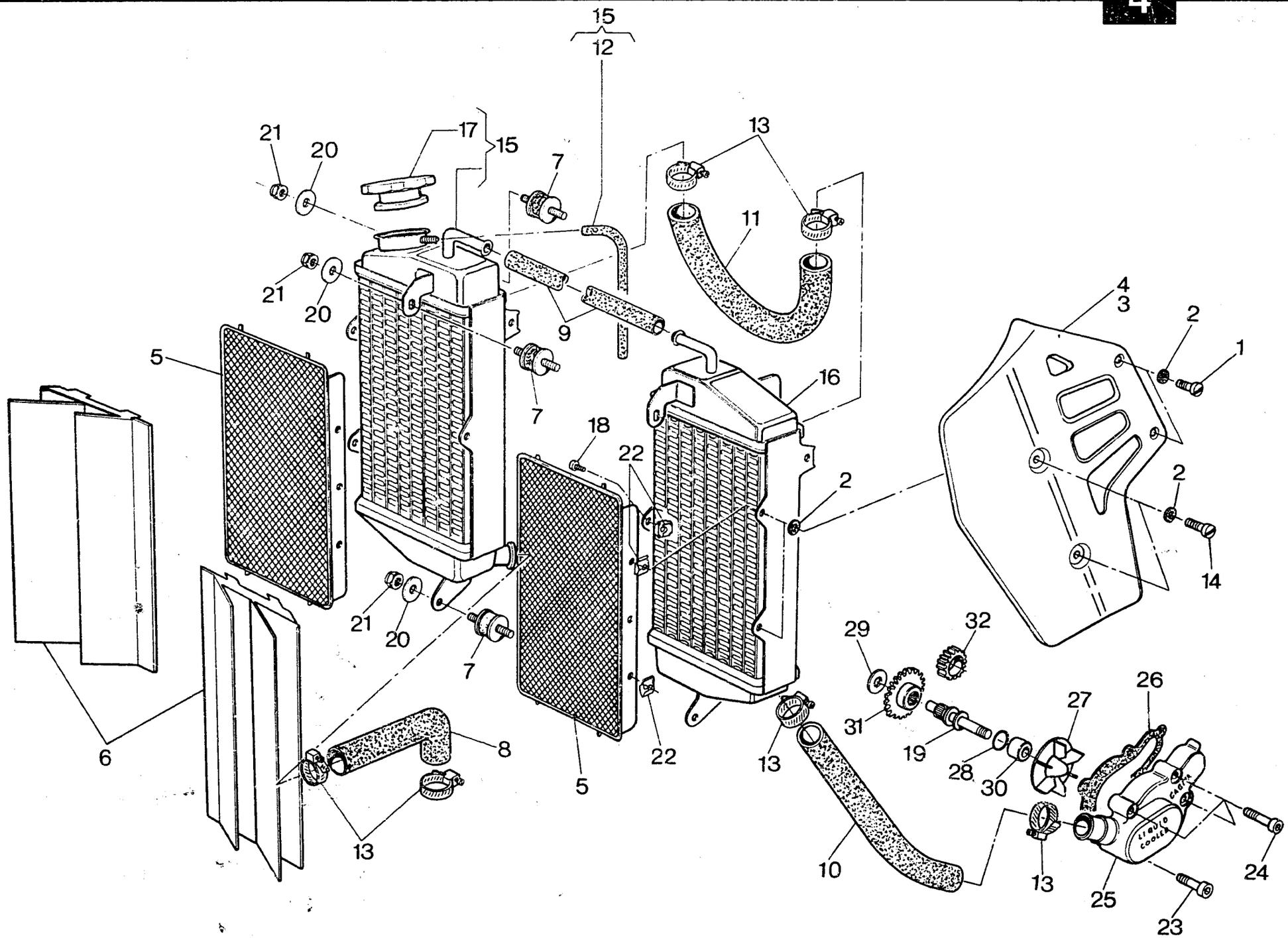
15
12
21
20
17
15
7
13
11
21
20
9
5
7
16
18
22
2
4
3
2
1
2
14
21
20
7
29
32
26
27
31
19
28
30
6
8
5
22
13
13
10
13
25
24
23

RAFFREDDAMENTO - COOLING
REFROIDISSEMENT - WASSERKÜHLUNG

TAVOLA DRAWING TABLE BILD **4** — **WRK 125/87**

Note Notes Notes Marke	Index No. Pos. N.	Code N. Nr. Code N. Cod Code Nr.	DENOMINAZIONE	NAME	DESIGNATION	BESHREIBUNG	Q.ty Q.tà Q.te M.ge	Validity Validità Validité Gultig
	1	37636	Vite	Screw	Vis	Schraube	4	
	2	37656	Rondella in gomma	Washer	Rondelle	Scheibe	12	
	3	43633	Protezione laterale destra	Right guard	Protection D.	R. Schutz	1	
	4	43635	Protezione laterale sinistra	Left guard	Protection G.	L. Schutz	1	
	5	43637	Protezione radiatori	Front guard	Protection AV.	Vorder schutz	2	
	6	43639	Protezione antifango	Guard	Protection	Schutz	2	
	7	43717	Silent block	Silent block	Silent block	Silentblock	6	
	8	43122	Tubo testa-radiatore	Line	Conduite	Rohr	1	
	9	43716	Tubo raccordo radiatori	Line	Conduite	Rohr	1	
	10	43124	Tubo radiatore-pompa	Line	Conduite	Rohr	1	
	11	43123	Tubo raccordo radiatori	Line	Conduite	Rohr	1	
	12	43715	Tubo sfiato radiatori	Breather pipe	Soupital	Ablusttronre	1	
	13	22613	Fascetta	Clamp	Collier	Schelle	8	
	14	43640	Vite	Screw	Vis	Schraube	4	
	15	43980	Radiatore destro compl.	Right radiator assy	Radiator D. compl.	R. Kuhler kpl.	1	
	16	43981	Radiatore sinistro	Left radiator	Radiator G.	L. Kuhler	1	
	17	43714	Tappo radiatore	Plug	Bouchon	Verschluss	1	
	18	14822	Vite	Screw	Vis	Schraube	2	
	19	38550	Albero rinvio pompa acqua	Shaft	Arbre	Welle	1	
	20	N15549-G22	Rosetta piana	Flat washer	Rondelle	Scheibe	6	
	21	N15193-G22	Dado	Nut	Ecrou	Mutter	6	
	22	43638	Dado a graffetta	Nut	Ecrou	Mutter	6	
	23	N2511-G22	Vite	Screw	Vis	Schraube	1	
	24	N2517-G22	Vite	Screw	Vis	Schraube	1	
	25	37121	Corpo pompa	Pump casing	Corps pompe	Pumpenkorper	1	
	26	38553	Guarnizione	Gasket	Joint	Dichtung	1	
	27	38552	Girante	Rotor	Couronne	Windrad	1	
	28	34083	Anello OR	«O» Ring	Joint «OR»	«O» Ring	1	
	29	31756/8	Rondella di rasamento	Thrust washer	Rondelle d'épaulement	Anlaufscheibe	1	
	30	38216	Distanziale	Spacer	Entretoise	Distanzstuck	1	
	31	38551	Ingranaggio comando pompa Z=32	Gear	Engrenage	Zanhwerk	1	
	32	38549	Pignone comando albero Z=19	Pinion	Pignon	Ritzel	1	

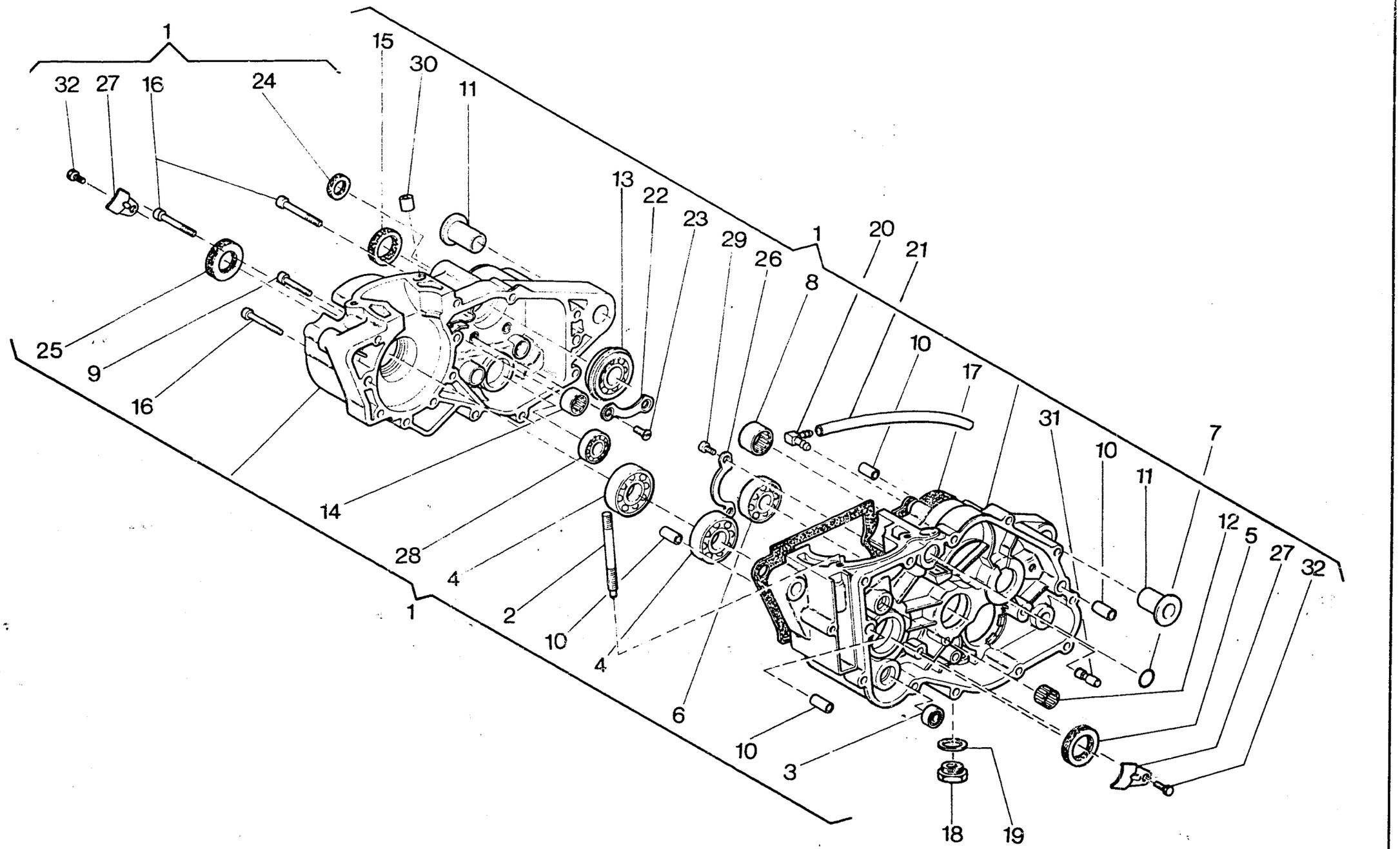
1
32
27
16
24
15
30
11
13
22
23
29
1
20
21
26
8
10
17
31
10
11
7
12
5
27
32
25
9
16
14
28
4
1
2
10
4
6
10
3
18
19

BASAMENTO - CRANKCASE
CARTER - GEHÄUSE

TAVOLA DRAWING TABLE BILD **5** — **WRK 125/87**

Note Notes Notes Marke	Index No. Pos. N.	Code N. Nr. Code N. Cod Code Nr.	DENOMINAZIONE	NAME	DESIGNATION	BESHREIBUNG	Q.ty Q.tà Q.te M.ge	Validity Validità Validité Gultig
	1	46159	Carter accoppiati compl.	Crankcase assy	Carters assemblés compl.	Kurbelgehause kpl.	1	
	2	34204	Prigioniero	Stud bolt	Goujon prisonnier	Stiftschraube	4	
	3	6597	Cuscinetto	Bearing	Roulement	Lager	1	
	4	38516	Cuscinetto albero motore	Bearing	Roulement	Lager	2	
	5	32389	Anello di tenuta	Seal ring	Bague d'étanchéité	Dichtungsring	1	
	6	10290	Cuscinetto albero primario	Bearing	Roulement	Lager	1	
	7	36380	Anello OR	«O» Ring	Joint «OR»	«O» Ring	1	
	8	36440	Cuscinetto a rullini per albero sec.	Bearing	Roulement	Lager	1	
	9	N2512-G22	Vite	Screw	Vis	Schraube	9	
	10	7719	Bussola rif. carter e cop. sinistro	Bushing	Douille	Busche	4	
	11	34067	Bussola asse rot. forcellone	Bushing	Douille	Busche	2	
	12	31748	Cuscinetto a rullini albero pompa acqua	Needle bearing	Roulement à aiguilles	Nadelkafig	1	
	13	34064	Cuscinetto	Bearing	Roulement	Lager	1	
	14	37198	Cuscinetto a rullini albero primario	Needle bearing	Roulement à aiguilles	Nadelkafig	1	
	15	36357	Anello di tenuta	Seal ring	Bague d'étanchéité	Dichtungsring	1	
	16	N2514-G22	Vite	Screw	Vis	Schraube	3	
	17	37133	Guarnizione	Gasket	Joint	Dichtung	1	
	18	52398	Tappo scarico olio	Plug	Bouchon	Verschluss	1	
	19	6725/3	Rosetta di tenuta	Washer	Rondelle	Scheibe	1	
	20	19620	Raccordo sfiato camera cambio	Union	Raccord	Anschluss	1	
	21	45022	Tubetto	Tube	Tuyau	Rohr	1	
	22	38518	Piastrina	Plate	Plaque	Platte	1	
	23	42643	Vite	Screw	Vis	Schraube	2	
	24	36653	Anello di tenuta	Seal ring	Bague d'étanchéité	Dichtungsring	1	
	25	32389	Anello di tenuta	Seal ring	Bague d'étanchéité	Dichtungsring	1	
	26	38515	Piastrina	Plate	Plaque	Platte	1	
	27	37136	Piastrina	Plate	Plaque	Platte	2	
	28	2124	Cuscinetto per alb. com. forcelle cambio	Bearing	Roulement	Lager	1	
	29	N2505-G22	Vite	Screw	Vis	Schraube	2	
	30	34475	Bussola	Bushing	Douille	Buchse	1	
	31	38439	Perno fermo selettore	Pin	Pivot	Stift	1	
	32	N1077-G22	Vite	Screw	Vis	Schraube	2	

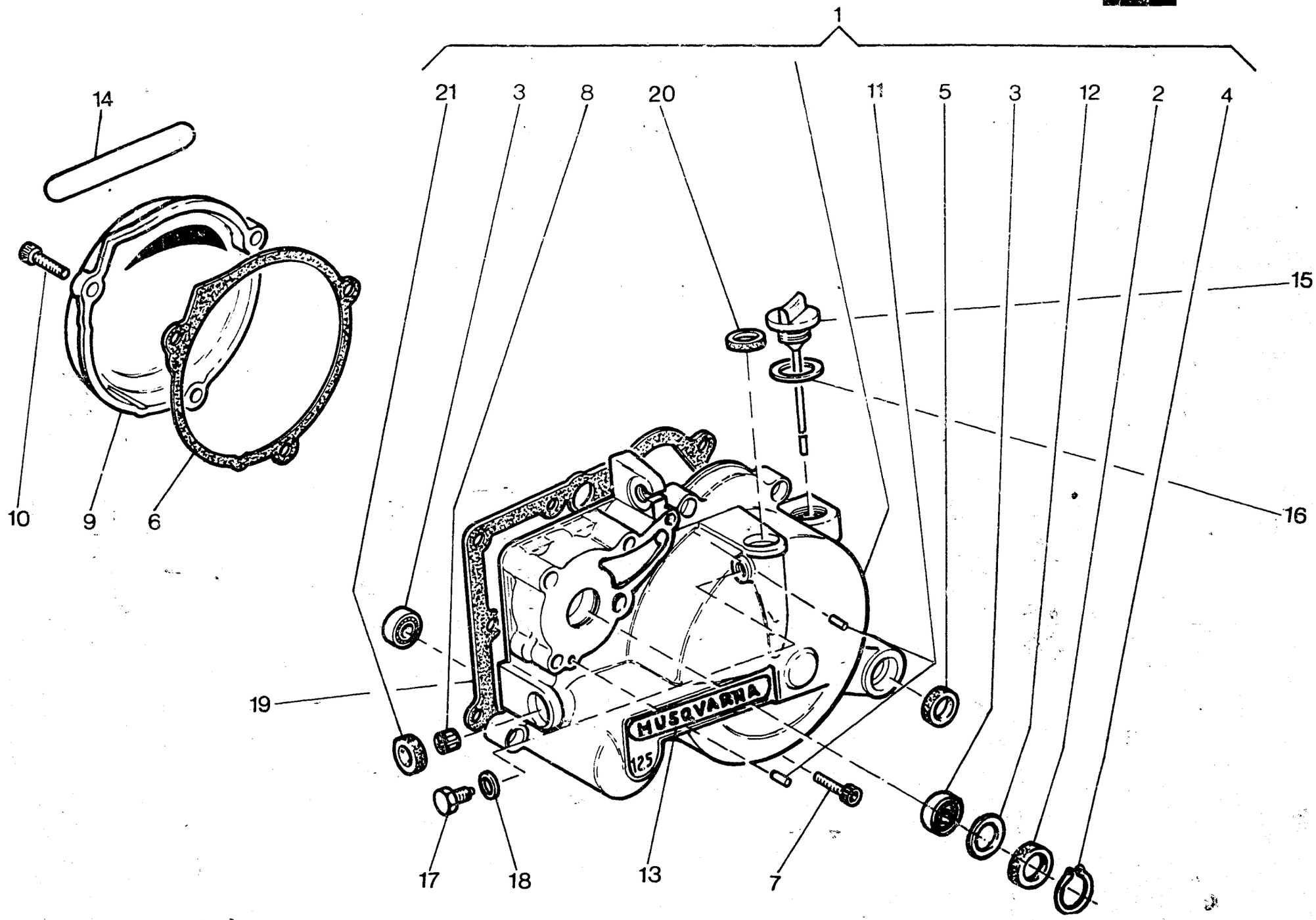
1
21
3
8
20
11
5
3
12
2
4
14
15
16
10
9
6
19
17
18
13
7
HUSQVARNA
125

COPERCHI BASAMENTO - CRANKCASE COVERS
COUVERCLES CARTER - GEHÄUSEDECKEL

TAVOLA DRAWING TABLE BILD **6** **WRK 125/87**

Note Notes Notes Marke	Index No. Pos. N.	Code N. Nr. Code N. Cod Code Nr.	DENOMINAZIONE	NAME	DESIGNATION	BESHREIBUNG	Q.ty Q.tà Q.te M.ge	Validity Validità Validité Gultig
	1	54048	Ass. coperchio sinistro	Left cover assy	Couvercle G. compl.	Deckel L. kpl.	1	
	2	38215	Anello di tenuta albero pompa acqua	Seal ring	Bague d'étanchéité	Dichtungsring	1	
	3	6597	Cuscinetto albero pompa acqua e regolazione valvola di scarico	Bearing	Roulement	Lager	2	
	4	38214	Anello Seeger	Circlip	Bague d'arret	Federring	1	
	5	34451	Anello di tenuta	Seal ring	Bague d'étanchéité	Dichtungsring	1	
	6	40913	Guarnizione	Gasket	Joint	Dichtung	1	
	7	N2509-G22	Vite	Screw	Vis	Schraube	9	
	8	31748	Boccola a rullini	Needle bearing	Roulement a aiguilles	NadelKafig	1	
	9	54051	Coperchio destro	Right cover	Couvercle D.	Deckel R.	1	
	10	N7335-G22	Vite	Screw	Vis	Schraube	3	
	11	38520	Spina	Roll	Roulement	Spanrolle	2	
	12	44978	Rosetta di rasamento	Thrust washer	Rondelle d'épaulement	Anlaufscheibe	1	
	13	54050	Decal. «HUSQVARNA»	Trim	Decalc.	Abziehbild	1	
	14	54052	Decal. «HUSQVARNA»	Trim	Decalc.	Abziehbild	1	
	15	46965	Tappo carico olio	Plug	Bouchon	Verschluss	1	
	16	27960	Rosetta di tenuta	Washer	Rondelle	Scheibe	1	
	17	31388	Vite di fermo per alb. com. cremagliera	Screw	Vis	Scharube	1	
	18	N15580	Rosetta di tenuta	Washer	Rondelle	Scheibe	1	
	19	37135	Guarnizione	Gasket	Joint	Dichtung	1	
	20	22946	Anello di tenuta alb. com. frizione	Seal ring	Bague d'étanchéité	Dichtungsring	1	
	21	38519	Anello di tenuta	Seal ring	Bague d'étanchéité	Dichtungsring	1	

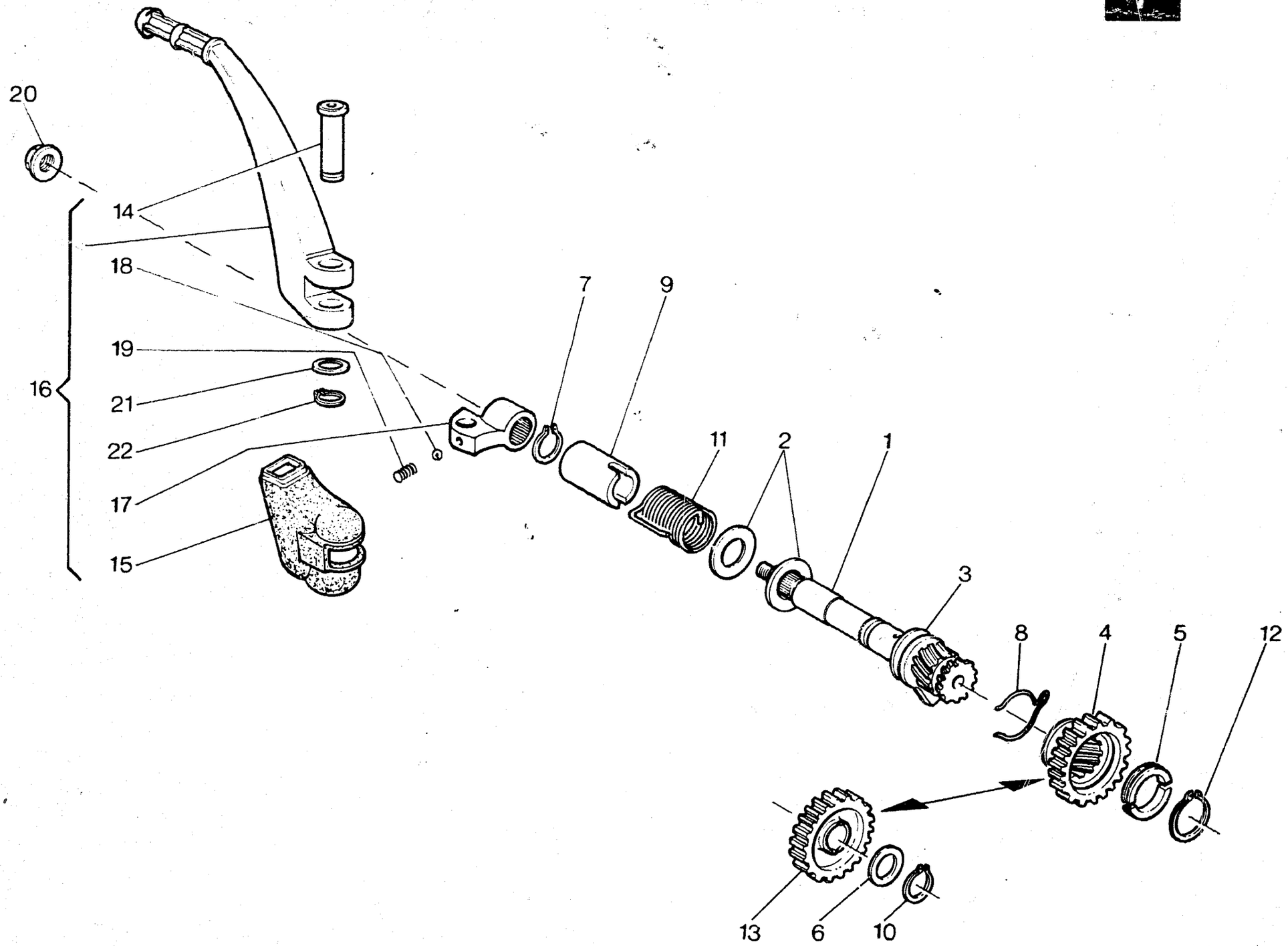
20
14
18
19
16
21
22
17
15
7
9
11
2
1
3
8
4
5
12
13
6
10

AVVIAMENTO - STARTER
DÉMARRAGE- ANLASSER

TAVOLA DRAWING TABLE BILD **7** — **WRK 125/87**

Note Notes Noten Marke	Index No. Pos. N.	Code N. Nr. Code N. Cod Code Nr.	DENOMINAZIONE	NAME	DESIGNATION	BESCHREIBUNG	Q.ty Q.tà Q.te M.ge	Validity Validità Validité Gultig
	1	38610	Albero comando avviamento	Starter crank shaft	Arbre de démarrage	Kickstarterwelle	1	
	2	39388/5	Rosetta	Washer	Rondelle	Scheibe	2	
	3	10904/3	Rosetta di rasamento	Thrust washer	Rondelle d'épaulement	Anlaufscheibe	1	
	4	38612	Ingranaggio Z=25	Gear	Engranage	Zahnrad	1	
	5	38614	Semianello	Half ring	Demi-anneau	Halbring	2	
	6		Rosetta di rasamento	Thrust washer	Rondelle d'épaulement	Anlaufscheibe	1	
		4553/30	Sp. 0,3 mm.					
		4553/60	Sp. 0,6 mm.					
		4553/80	Sp. 0,8 mm.					
	7	N21206	Anello Seeger	Circlip	Bague d'arret	Federring	1	
	8	38613	Molla	Spring	Ressort	Feder	1	
	9	38616	Distanziale	Spacer	Entretoise	Distanzstuck	1	
	10	N21204-GO	Anello Seeger	Circlip	Bague d'arret	Federring	1	
	11	38615	Molla ritorno leva	Spring	Ressort	Feder	1	
	12	N21213	Anello Seeger	Circlip	Bague d'arret	Federring	1	
	13	38617	Ingranaggio di rinvio Z=25	Gear	Engranage	Zahnrad	1	
	14	38622	Perno	Pin	Pivot	Stift	1	
	15	38623	Cappuccio	Cap	Capouchon	Kappe	1	
	16	38618	Leva avviamento completa	Starter lever assy	Levier démarrage compl.	Hebelanlasser kpl.	1	
	17	38620	Mozzetto	Clamp	Eton	Klamme	1	
	18	N21507	Sfera 1/4''	Ball	Bille	Kugel	1	
	19	32203	Molla	Spring	Ressort	Feder	1	
	20	38624	Dado	Nut	Ecrou	Mutter	1	
	21	9671	Rondella	Washer	Rondelle	Scheibe	1	
	22	N21202-GO	Anello elastico	Elastic ring	Bague élastique	Elastischer Ring	1	

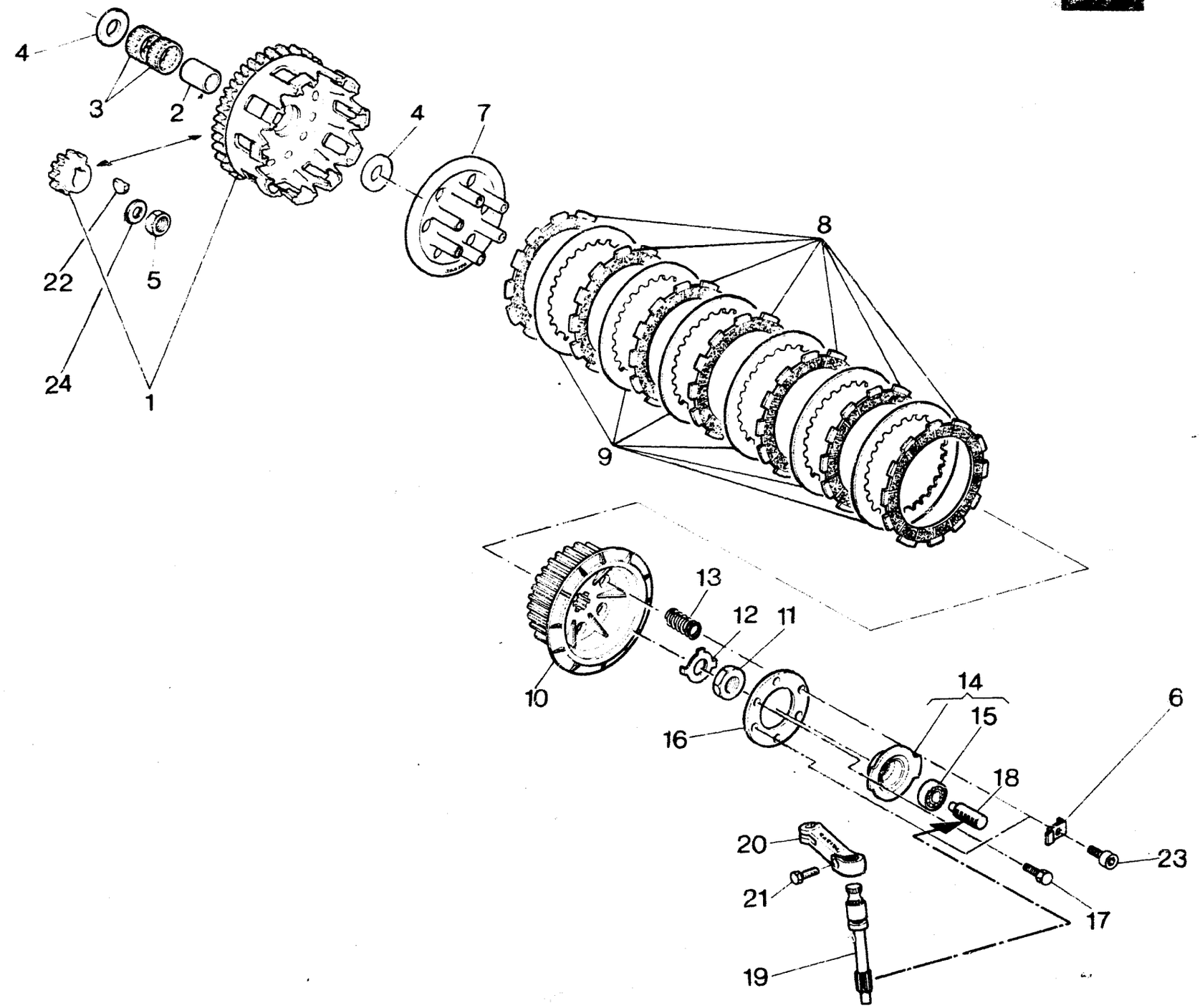
4
3
2
4
7
22
5
24
1
8
9
13
12
11
10
14
15
6
16
18
20
23
21
17
19

TRASMISSIONE PRIMARIA, FRIZIONE - PRIMARY DRIVE, CLUTCH
TRANSMISSION PRIMAIRE, EMBRAYAGE - ERSTER ANTRIEB, KUPPLUNG

TAVOLA DRAWING TABLE BILD **8** — **WRK 125/87**

Note Notes Notes Marke	Index No. Pos. N.	Code N. Nr. Code N. Cod Code Nr.	DENOMINAZIONE	NAME	DESIGNATION	BESHREIBUNG	Q.ty Q.tà Q.te M.ge	Validity Validità Validité Gultig
	1	39876	Coppia ingranaggi trasm. primaria	Set of matched primary	Engrenages trans. pr.	Stirnraderaar	1	
	2	34013	Distanziale ingr. condotto	Spacer	Entretoise	Distanzstuck	1	
	3	25044	Gabbia a rullini	Roller cage	Cage à rouleaux	Nadellager	2	
	4	38388	Rosetta di spallamento	Thrust washer	Rondelle d'épaulement	Anlaufscheibe	2	
	5	45062	Dado	Nut	Ecrou	Mutter	1	
	6	43513	Piastrina	Plate	Plaque	Platte	2	
	7	31813	Disco premifrizione	Plate	Disque	Platte	1	
	8	47282	Disco conduttore	Plate	Disque	Platte	7	
	9	33192	Disco condotto	Plate	Disque	Platte	6	
	10	38438	Mozzo portadischi	Clutch hub	Moyeu porte-disque	Scheibenhalternabe	1	
	11	38726	Dado	Nut	Ecrou	Mutter	1	
	12	38727	Rosetta di sicurezza	Washer	Rondelle	Scheibe	1	
	13	40220	Molla frizione	Spring	Ressort	Feder	6	
	14	35109	Assieme spingimolle	Pressure spring	Serre ressort	Druckfeder	1	
	15	35106	Cuscinetto	Bearing	Roulement	Lager	1	
	16	31830	Disco ritegno molle	Plate	Disque	Platte	1	
	17	30820	Vite	Screw	Vis	Schraube	4	
	18	31485	Cremagliera comando frizione	Rack	Cremaillère	Zahnstange	1	
	19	33781	Albero comando cremagliera	Shaft	Arbre	Welle	1	
	20	34087	Leva com. albero cremagliera	Lever	Levier	Lasche	1	
	21	N1081-G22	Vite	Screw	Vis	Schraube	1	
	22	38389	Linguetta disco	Key	Clavette	Keil	1	
	23	N2487-G22	Vite	Screw	Vis	Schraube	2	
	24	19563	Rosetta	Washer	Rondelle	Scheibe	1	

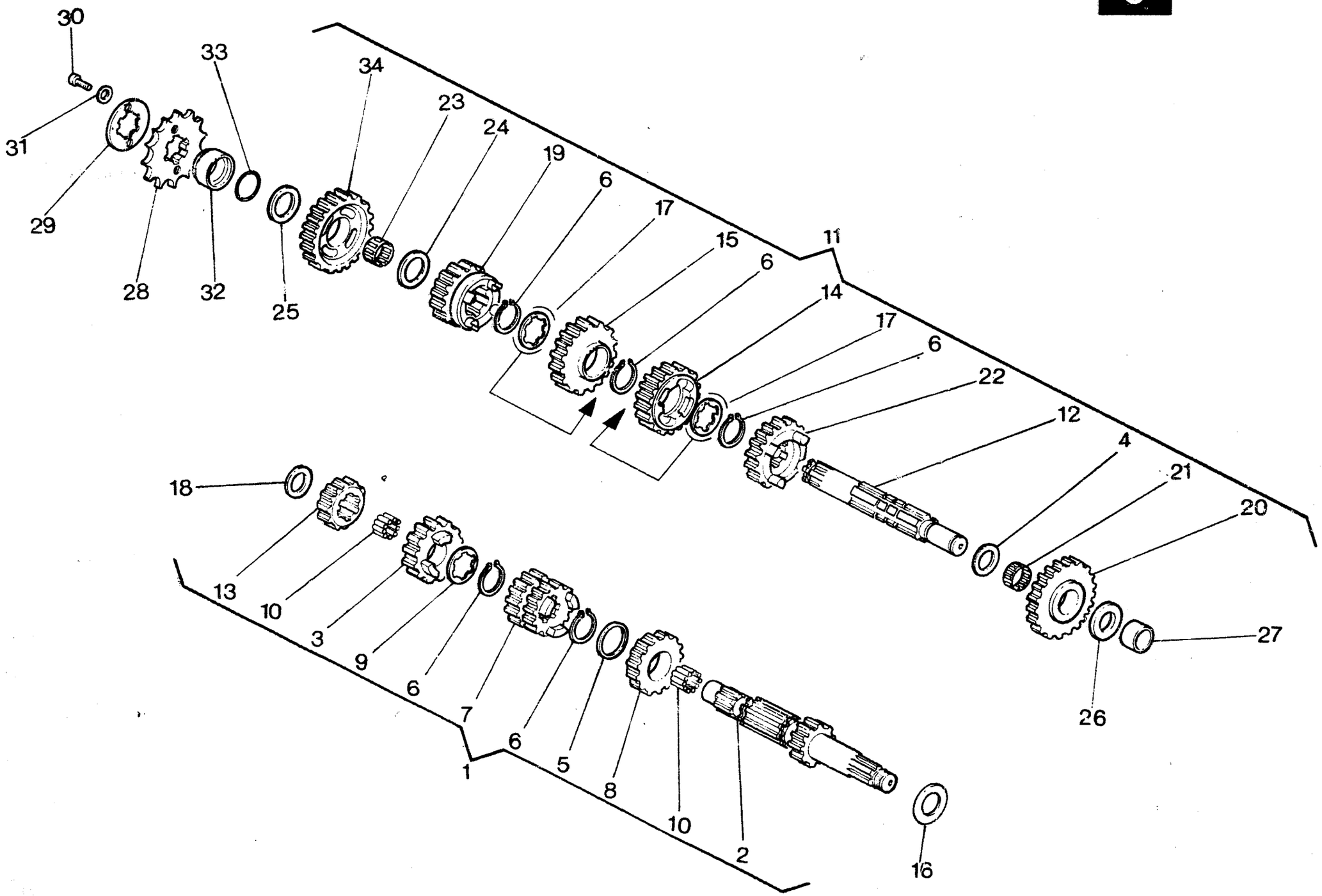
30
31
29
33
28
32
25
34
23
24
19
6
17
15
6
11
14
17
6
22
12
4
21
20
27
26
18
13
10
3
9
6
7
6
1
5
8
10
2
16

CAMBIO VELOCITÀ - TRANSMISSION
BOITE DE VITESSE - WECHSELGETRIEBE

TAVOLA / DRAWING / TABLE / BILD **9** — **WRK 125/87**

Note Notes Notes Marke	Index No. Pos. N.	Code N. Nr. Code N. Cod Code Nr.	DENOMINAZIONE	NAME	DESIGNATION	BESHREIBUNG	Q.ty Q.tà Q.te M.ge	Validity Validità Validité Gultig
	1	47250	Assieme albero primario	Main shaft assy	Ensemble arbre prim.	Abtriebswelle kpl.	1	
	2	47244	Albero primario Z=11	Main shaft	Arbre prim.	Welle	1	
	3	47248	Ingr. sesta vel. A.P. Z=21	Gear, main shaft 6th	Pignon 6éme A.P.	Stinrad 6 A.W.	1	
	4	6096/8	Rosetta di rasamento sp. 0,8 mm.	Thrust washer	Rondelle d'épaulement	Nadelkafig	1	
	5	42548	Rosetta di rasamento sp. 1,0 mm	Thrust washer	Rondelle d'épaulement	Anlaufscheibe	1	
	6	31768	Anello Seeger	Circlip	Bague d'arret	Federring	5	
	7	47519	Ingr. scorr. A.P. terza vel. Z=15 e quarta vel. Z=20	Gear, main shaft 3rd and 4th	Pignon A.P. 3éme et 4éme	Stinrad A.W. 3 und 4	1	
	8	47246	Ingranaggio quinta vel. A.P. Z=18	Gear, main shaft 5th	Pignon A.P. 5éme	Stirnrad 5 A.W.	1	
	9	36430/10	Rosetta di rasamento sp. 1,0 mm	Thrust washer	Rondelle d'épaulement	Anlaufscheibe	1	
	10	30793	Rullino	Galet	Needle roller	Nadelrolle	50	
	11	47251	Assieme albero secondario	Countershaft assy	Ensemble arbre secondaire	Nebenwelle kpl.	1	
	12	41100	Albero secondario	Counter shaft	Arbre secondaire	Nebenwelle	1	
	13	39934	Ingran. seconda vel. A.P. Z=14	Gear main shaft 2nd	Pignon 2ème A.P	Stirnrader 2	1	
	14	39937	Ingr. quarta vel. A.S. Z=25	Gear, counter shaft 4th	Pignon 4éme A.S	Stirnrad 4 N.W.	1	
	15	47520	Ingran. terza vel. A.S. Z=22	Gear counter shaft 3rd	Pignon 3éme A.S.	Stirnrad 3 N.W.	1	
	16		Rosetta di rasamento	Thrust washer	Rondelle d'épaulement	Anlaufscheibe	1	
		39338/3	Sp. 0,3 mm.					
		39338/4	Sp. 0,4 mm.					
		39338/5	Sp. 0,5 mm.					
	17		Rosetta di rasamento	Thrust washer	Rondelle d'épaulement	Anlaufscheibe	2	
		36430/5	Sp. 0,5 mm.					
		36430/6	Sp. 0,6 mm.					
		36430/7	sp. 0,7 mm					
		36430/8	Sp. 0,8 mm.					
	18		Rosetta di rasamento	Thrust washer	Rondelle d'épaulement	Anlaufscheibe	1	
		38110/30	Sp. 0,3 mm.					
		38110/80	Sp. 0,8 mm.					
		38110/90	Sp. 0,9 mm					
		38110/100	Sp. 1,0 mm.					
		38110/110	Sp. 1,1 mm					
	19	47249	Ingr. sesta vel. A.S. Z=19	Gear, counter shaft 6th	Pignon 6éme A.S.	Stirnrad 6 N.W.	1	
	20	47245	Ingr. prima vel. A.S. Z=25	Gear, counter shaft 1st	Pignon 1ére A.S.	Stirnrad 1 N.W.	1	
	21	31773	Gabbia a rullini	Roller cage	Cage à rouleaux	Nadellager	1	
	22	47247	Ingr. quinta vel. A.S. Z=19	Gear, counter shaft 5th	Pignon 5éme A.S.	Stirnard 5 N.W.	1	
	23	36459	Gabbia a rullini	Roller cage	Cage à rouleaux	Nadellager	1	
	24	7989/5	Rosetta di rasamento sp. 0,5 mm.	Thrust washer	Rondelle d'épaulement	Anlaufscheibe	1	
	25		Rosetta di rasamento	Thrust washer	Rondelle d'épaulement	Anlaufscheibe	1	
		7989/3	Sp. 0,3 mm.					
		7989/8	Sp. 0,8 mm.					
		7989/10	Sp. 1,0 mm.					

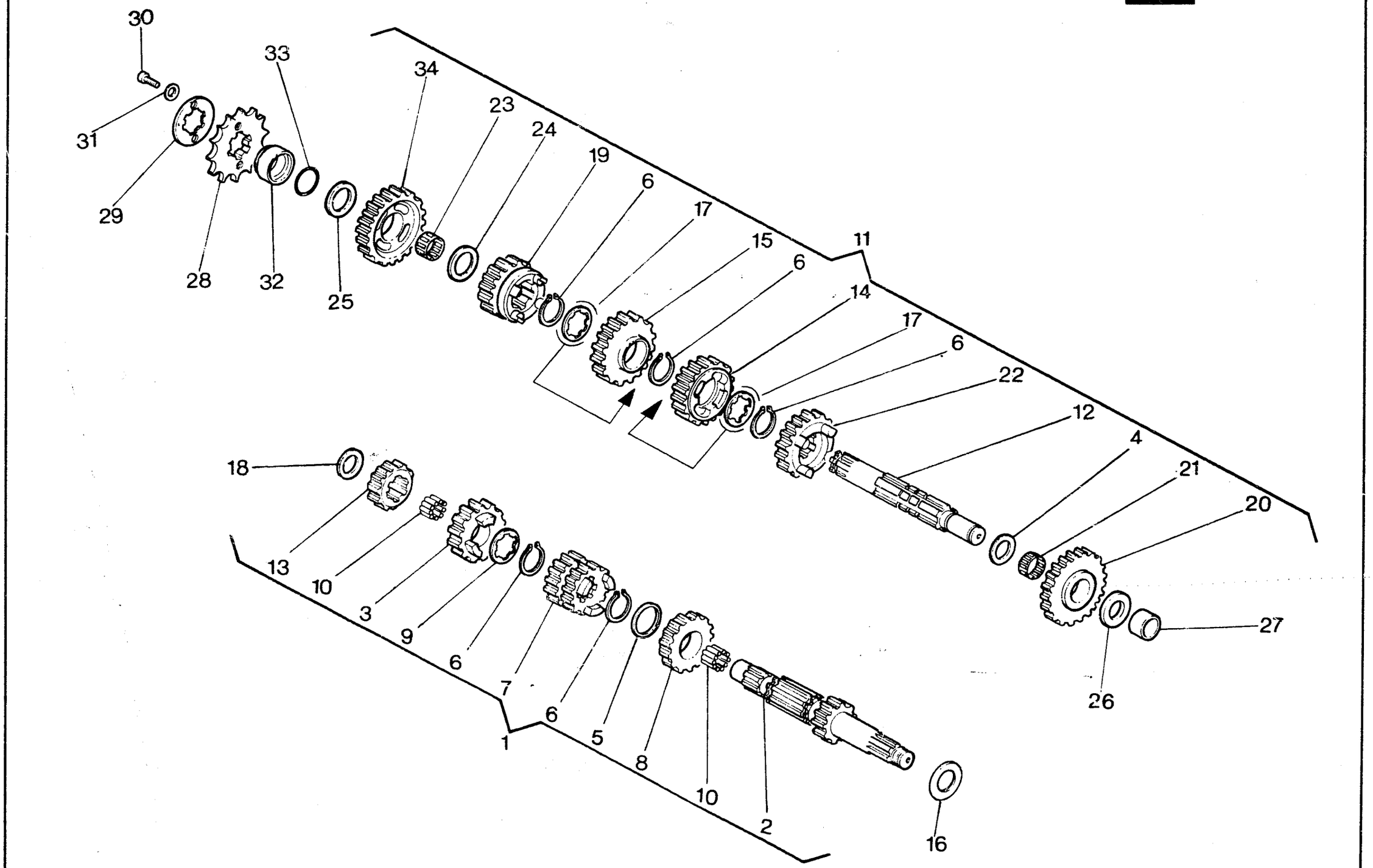
30
31
29
28
33
32
25
34
23
24
19
6
17
15
6
14
17
6
22
12
4
21
20
27
26
18
13
10
3
9
6
7
6
5
8
10
2
1
16

Note Notes Notes Marke	Index No. Pos. N.	Code N. Nr. Code N. Cod Code Nr.	DENOMINAZIONE	NAME	DESIGNATION	BESHREIBUNG	Q.ty Q.tà Q.te M.ge	Validity Validità Validité Gultig
	26		Rosetta di rasamento	Thrust washer	Rondelle d'épaulement	Anlaufscheibe	1	
		28055/30	Sp. 0,3 mm.					
		28055/80	Sp. 0,8 mm.					
		28055/100	Sp. 1,0 mm.					
	27	36441	Anello int. per cuscin. a rullini	Inner spacer needle bearing	Bague	Ring	1	
	28	33424	Pignone uscita cambio Z=13	Drive sprocket	Pignon	Ritzel	1	
	29	31743	Piastrina	Plate	Plaque	Platte	1	
	30	N2482-G22	Vite	Screw	Vis	Schraube	2	
	31	N15503-G22	Rosetta piana	Flat washer	Rondelle	Scheibe	2	
	32	33303	Distanziale	Spacer	Entretoise	Distanzstuck	1	
	33	19789	Anello OR	«O» Ring	Joint «OR»	«O» Ring	1	
	34	39936	Ingran. seconda vel. A.S. Z=25	Gear, counter shaft 2nd	Pignon 2éme A.S.	Stirnrad 2 N.W.	1	

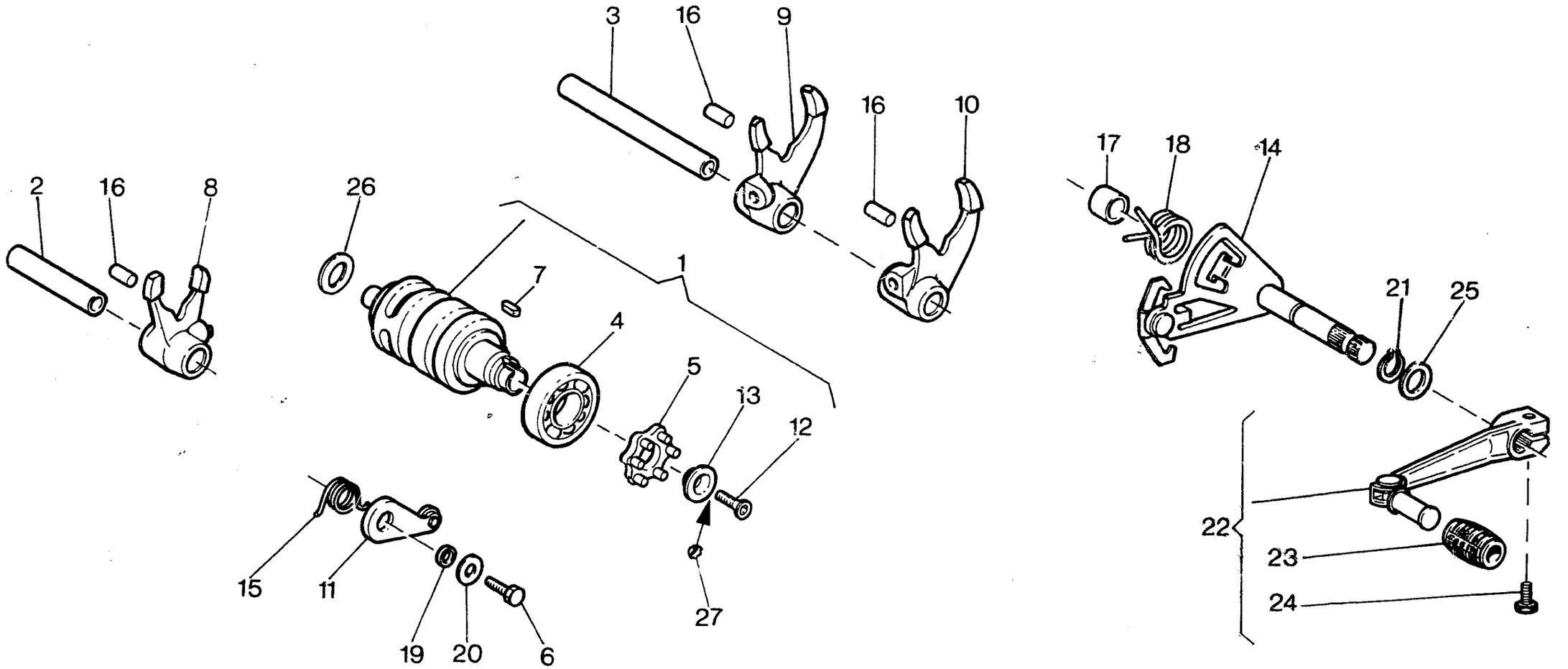
3
16
9
16
10
2
16
8
26
1
7
4
5
13
12
27
15
11
19
20
6
17
18
14
21
25
22
23
24

COMANDO CAMBIO - SHIFTER
COMMANDE DE VITESSE - GANGSCHALTUNG

TAVOLA DRAWING TABLE BILD **10** **WRK 125/87**

Note Notes Notes Marke	Index No. Pos. N.	Code N. Nr. Code N. Cod Code Nr.	DENOMINAZIONE	NAME	DESIGNATION	BESHREIBUNG	Q.ty Q.tà Q.te M.ge	Validity Validità Validité Gultig
	1	41107	Albero comando forcelle	Driving shaft gearbox forks	Arbre comm. fourches trans.	Antriebswelle Schaltgabel	1	
	2	38712	Perno forcella 5ª e 6ª vel.	Pin 5th, 6th	Pivot 5ème, 6ème	Stift 5, 6	1	
	3	38711	Perno forc. 1ª, 2ª, 3ª, 4ª vel.	Pin 1st, 2nd, 3rd, 4th	Pivot 1ème, 2ème, 3ème, 4ème	Stift 1, 2, 3, 4	1	
	4	17040	Cuscinetto	Bearing	Roulement	Lager	1	
	5	38706	Rocchetto	Coil	Rochet	Spule	1	
	6	N1079-G0	Vite	Screw	Vis	Schraube	1	
	7	38707	Linguetta ritegno rocchetto	Feather	Languette	Feder	1	
	8	36461	Forcella com. ingr. quinta e sesta vel.	Fork, 5th and 6th	Fourchette 5éme et 6éme	Gabel 5, 6	1	
	9	36463	Forcella com. ingr. seconda e terza vel.	Fork, 2nd and 3rd	Fourchette 2éme et 3éme	Gabel 2, 3	1	
	10	36462	Forcella com. ingr. prima e quarta vel.	Fork 1st and 4th	Fourchette 1éme et 4éme	Gabel 1, 4	1	
	11	38721	Saltarello fissa marce	Pawl	Cliquet	Sturmhaken	1	
	12	47496	Vite	Screw	Vis	Schraube	1	
	13	38708	Rondella	Washer	Rondelle	Scheibe	1	
	14	38713	Ass. selettore	Shifter	Selecteur	Schaltwelle	1	
	15	38724	Molla	Spring	Ressort	Feder	1	
	16	38728	Rullo	Roll	Roulement	Spurolle	3	
	17	46226	Distanziale	Spacer	Entretoise	Distanzstuck	1	
	18	46225	Molla selettore	Spring	Ressort	Feder	1	
	19	42487	Distanziale	Spacer	Entretoise	Distanzstuck	1	
	20	2709	Rosetta piana	Flat washer	Rondelle	Scheibe	1	
	21	N21202-G0	Anello elastico	Elastic ring	Bague élastique	Elastischer Ring	1	
	22	47853	Assieme leva comando cambio	Crank lever assy	Levier compl.	Hebel kpl.	1	
	23	29861	Manicotto	Rubber	Manchon	Gummimuffe	1	
	24	N1081-G22	Vite	Screw	Vis	Schraube	1	
	25	1261/100	Rosetta	Washer	Rondelle	Scheibe	1	
	26		Rosetta di rasamento	Thrust washer	Rondelle d'épaulement	Anlaufscheibe	1	
		1261/20	Sp. 0,2 mm.					
		1261/30	Sp. 0,3 mm.					
		1261/50	Sp. 0,5 mm.					
		1261/80	Sp. 0,8 mm.					
		1261/100	Sp. 1,0 mm.					
	27	47160	Rosetta elastica	Spring washer	Rondelle élastique	Federscheibe	1	

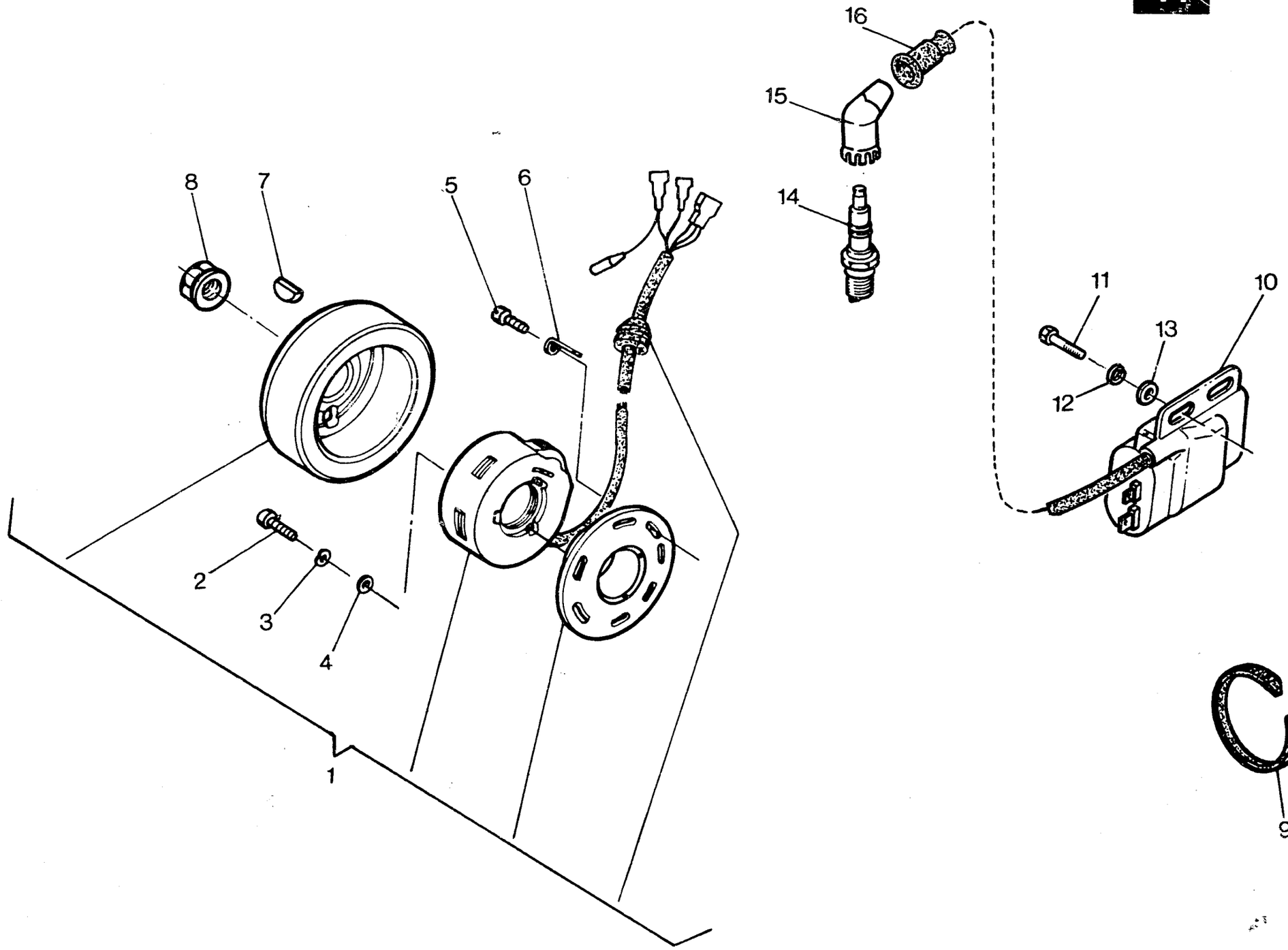
16
15
14
8
7
5
6
11
10
13
12
2
3
4
1
9

PARTE ELETTRICA - IGNITION SYSTEM
PARTIES ELECTRIQUES - ELEKTRISCHE TEILE

TAVOLA DRAWING TABLE BILD **1.1** **WRK 125/87**

Note Notes Notes Marke	Index No. Pos. N.	Code N. Nr. Code N. Cod Code Nr.	DENOMINAZIONE	NAME	DESIGNATION	BESHREIBUNG	Q.ty Q.tà Q.te M.ge	Validity Validità Validité Gultig
	1	49977	Volano elettronico compl.	Electronic fly wheel assy	Volant électronique compl.	Schwungmagnetzunder kpl.	1	
	2	N7558-G22	Vite	Screw	Vis	Schraube	3	
	3	N15576-G22	Rosetta elastica	Spring washer	Rondelle élastique	Federscheibe	3	
	4	N15502-G22	Rosetta piana	Flat washer	Rondelle	Scheibe	3	
	5	N2899-G22	Vite	Screw	Vis	Schraube	3	
	6	49967	Piastrina ritegno cavi	Plate	Plaque	Platte	1	
	7	N21002	Linguetta americana	Key	Clavette	Keil	1	
	8	42023	Dado fiss. rotore	Nut	Ecrou	Mutter	1	
	9	21811	Fascetta fissaggio cavi	Cables clamp	Collier	Schelle	4	
	10	48962	Bobina - centralina	Spark coil - ignition module	Bobine - centraline	Spule - Zentralsteverung	1	
	11	N1079-G22	Vite	Screw	Vis	Schraube	2	
	12	N15536-G22	Rosetta elastica	Spring washer	Rondelle élastique	Federscheibe	2	
	13	2709	Rosetta	Washer	Rondelle	Scheibe	2	
	14	44314	Candela CHAMPION N82S	Spark	Bougie	Zundung kerze	1	
	15	26548	Pipetta candela schermata	Spark plug joint	Pipette bougie	Zundkerze pipette	1	
	16	21615	Cappuccio	Cap	Capouchon	Kappe	1	

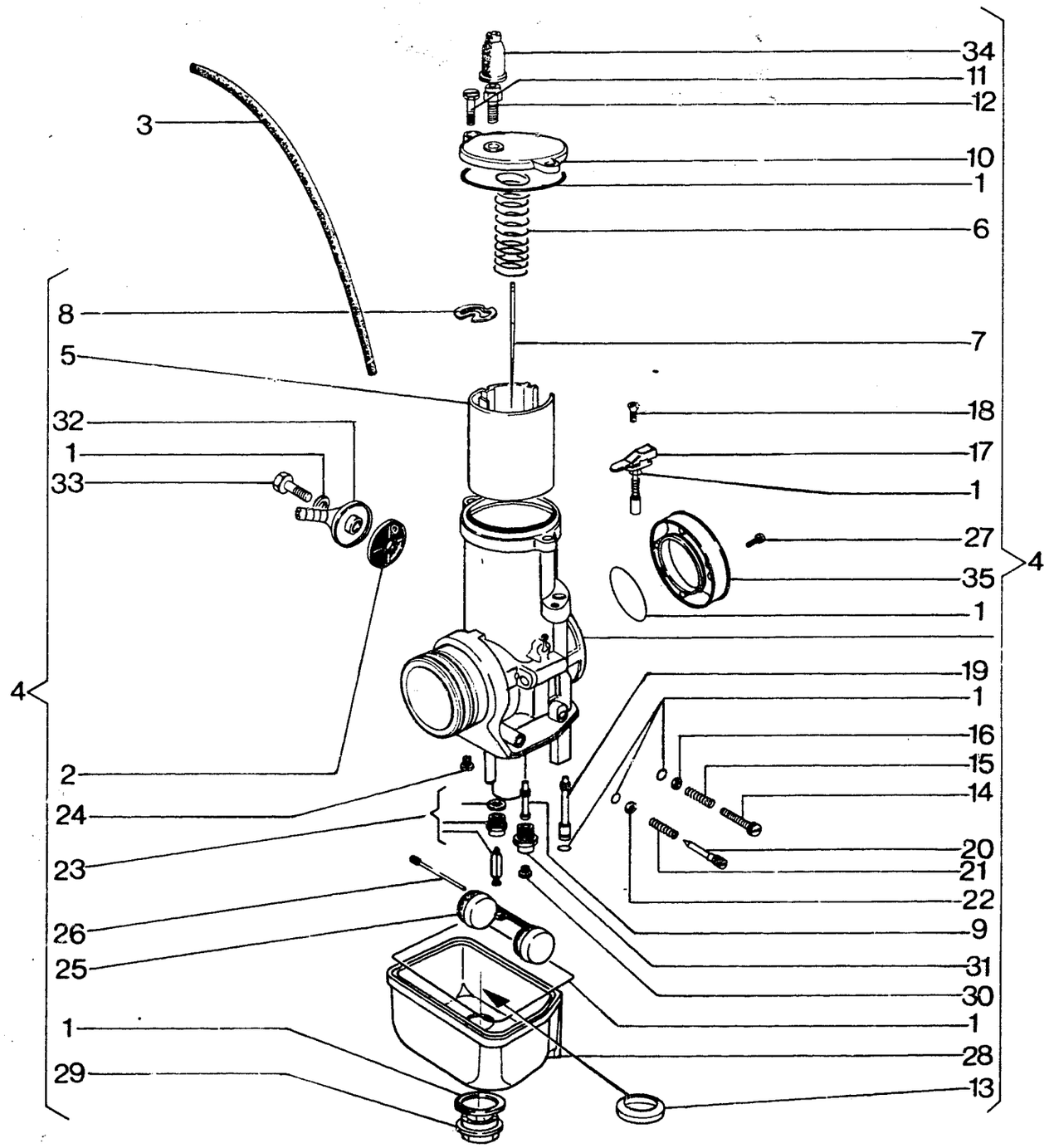
34
11
12
3
10
1
6
8
7
5
18
32
17
1
1
33
27
4
35
1
19
4
1
16
15
2
14
24
20
23
21
22
26
9
31
25
30
1
1
28
29
13

CARBURATORE - CARBURETOR
CARBURATEUR - VERGASER

TAVOLA DRAWING TABLE BILD **12** **WRK 125/87**

Note Notes Notes Marke	Index No. Pos. N.	Code N. Nr. Code N. Cod Code Nr.	DENOMINAZIONE	NAME	DESIGNATION	BESHREIBUNG	Q.ty Q.tà Q.te M.ge	Validity Validità Validité Gultig
	1	32861	Gruppo guarnizioni	Gasket set	Joint compl.	Dichtung kpl.	1	
	2	12045	Filtro benzina	Fuel filter	Filtre essence	Benzinfilter	2	
	3	29042	Tubetto sfiato	Exhaust pipe	Tuyau d'échappement	Auspuffrohr	2	
	4	44068	Carburatore Dell'Orto PHBE 36HS	Carburetor	Carburateur	Vergaser	1	
	5	27912/40	Valvola gas da 40	Throttle	Soupape	Ventil	1	
	6	35086	Molla	Spring	Ressort	Feder	1	
	7	27910/31	Spillo conico K31	Needle valve	Epingle	Nadeleinsate	1	
	8	23979	Fermaglio	Retainer	Arret	Aufhalter	1	
	9	29452/266	Polverizzatore AR 266 (di serie)	Nozzle (standard)	Pulverisateur (en serie)	Duse (Hintereinander)	1	
		29452/264	Polverizzatore AR 264	Nozzle	Pulverisateur	Duse	1	
	10	42351	Coperchio	Cover	Couvercle	Deckel	1	
	11	23981	Vite	Screw	Vis	Schraube	2	
	12	4103	Vite tendifilo	Screw	Vis	Schraube	1	
	13	32866	Scodellino	Cup	Cuvette	Teller	1	
	14	12029	Vite regol. valvola gas	Screw	Vis	Schraube	1	
	15	12030	Molla	Spring	Ressort	Feder	1	
	16	23983	Rondella	Washer	Rondelle	Scheibe	1	
	17	32854	Dispositivo avviamento	Starting device	Dispositif de démarrage	Startvorrichtung	1	
	18	32855	Vite	Screw	Vis	Schraube	1	
	19	12032/70	Getto avviamento da 70	Idling jet	Gicleur	Vergaserduse	1	
	20	12033	Vite regol. miscela	Screw	Vis	Schraube	1	
	21	12034	Molla	Spring	Ressort	Feder	1	
	22	23985	Rondella	Washer	Rondelle	Scheibe	1	
	23	30794	Gruppo spillo chiusura benzina	Float valve	Pointeau du flotteur	Schwimmernadelventil	1	
	24	5761/55	Getto minimo da 55 (di serie)	Idling jet (standard)	Gicleur (en serie)	Vergaserduse (Hintereinander)	1	
		5761/52	Getto min. da 52	Low speed jet	Gicleur ralenti	Leerlaufduse	1	
	25	34128/14	Galleggiante g 14	Float	Flotteur	Schwimmer	1	
	26	32867	Perno	Pin	Pivot	Stift	2	
	27	32860	Vite	Screw	Vis	Schraube	2	
	28	44293	Corpo vaschetta	Float housing	Corps	Schwimmergehause	1	
	29	33211	Tappo vaschetta	Chamber plug	Bouchon-cuvette	Wannestopfen	1	
	30	12041/190	Getto max. da 190 (di serie)	Idling jet (standard)	Gicleur (en serie)	Vergaserduse (Hintereinander)	1	
		12041/195	Getto max. da 195	Idling jet	Gicleur	Vergaserduse	1	
	31	23990	Portagetto massimo	Jet-holder	Porte-gicleur	Dusenstock	1	
	32	12046	Pipetta tubo benzina	Inlet elbow	Pipette	Pipette	1	
	33	12048	Vite	Screw	Vis	Schraube	1	
	34	12451	Cappuccio	Cap	Capouchon	Kappe	1	
	35	32859/36	Cornetto aspirazione	Union	Raccord	Anschluss	1	

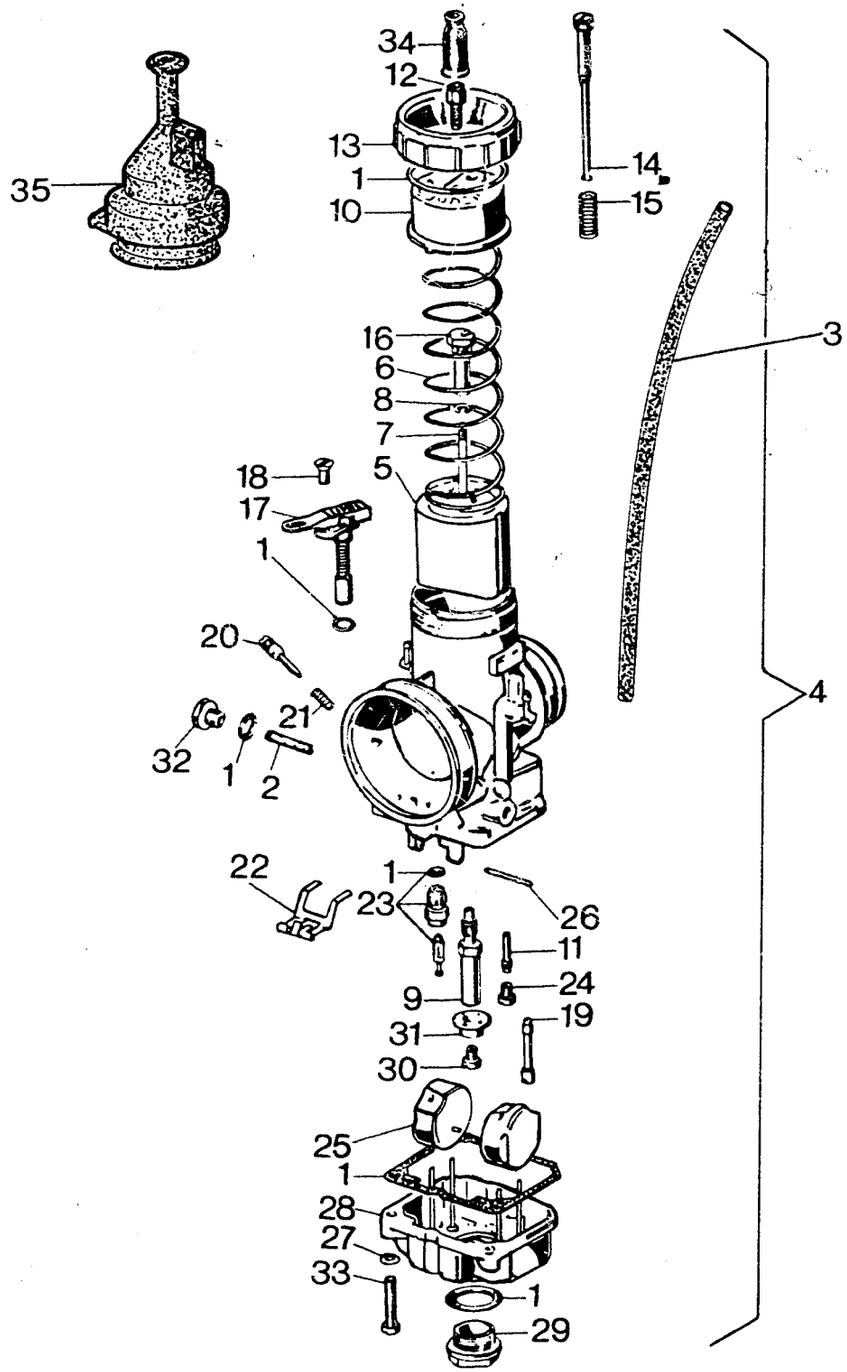
34
12
13
1
10
35
14
15
16
6
8
7
5
3
18
17
1
20
21
32
1
2
4
22
1
23
26
11
24
9
19
31
30
25
1
28
27
33
1
29

CARBURATORE - CARBURETOR
CARBURATEUR - VERGASER

TAVOLA DRAWING TABLE BILD **12A** **WRK 125/87**

Note Notes Notes Marke	Index No. Pos. N.	Code N. Nr. Code N. Cod Code Nr.	DENOMINAZIONE	NAME	DESIGNATION	BESHREIBUNG	Q.ty Q.tà Q.te M.ge	Validity Validità Validité Gultig
	1	50486	Gruppo guarnizioni	Gasket set	Joint compl.	Dichtung kpl.	1	
	2	50475	Filtro benzina	Fuel filter	Filtre essence	Benzinfilter	1	
	3	29042	Tubetto sfiato	Exhaust pipe	Tuyau d'échappement	Auspuffrohr	2	
	4	49060	Carburatore Dell'Orto PHSB 36PS	Carburetor	Carburateur	Vergaser	1	
	5	50487/35	Valvola gas da 35	Throttle	Soupape	Ventil	1	
	6	50467	Molla	Spring	Ressort	Feder	1	
	7	27910/37	Spillo conico K37	Needle valve	Epingle	Nadeleinsate	1	
	8	35353	Fermaglio	Retainer	Arret	Aufhalter	1	
	9	50488/264	Poiverizzatore BH 264	Nozzle	Pulverisateur	Duse	1	
	10	50465	Coperchio	Cover	Couvercle	Deckel	1	
	11	50489	Emulsionatore min. 1	Emulsifier	Emulsionneur	Emulseur	1	
	12	4103	Vite tendifilo	Screw	Vis	Schraube	1	
	13	50463	Ghiera	Ring nut	Embout	Nutmutter	1	
	14	50461	Vite regol. valvola gas	Screw	Vis	Schraube	1	
	15	50462	Molla	Spring	Ressort	Feder	1	
	16	50466	Nipplo	Nipple	Nipple	Nippel	1	
	17	50469	Dispositivo avviamento	Starting device	Dispositif de démarrage	Startvorrichtung	1	
	18	50468	Vite	Screw	Vis	Schraube	1	
	19	50490/60	Getto avviamento da 60	Idling jet	Gicleur	Vergaserduse	1	
	20	50471	Vite aria minimo	Screw	Vis	Schraube	1	
	21	50472	Molla	Spring	Ressort	Feder	1	
	22	50476	Bilanciere	Compensator	Balancier	Hebel	1	
	23	50491/350	Gruppo spillo chiusura benzina	Float valve	Pointeau du flotteur	Schwimmernadelventil	1	
	24	5761/55	Getto minimo da 55 (di serie)	Idling jet (standard)	Gicleur (en serie)	Vergaserduse (Hintereinander)	1	
		5761/52	Getto minimo da 52	Idling jet	Gicleur	Vergaserduse	1	
	25	29665/4	Galleggiante g 4,5	Float	Flotteur	Schwimmer	2	
	26	50478	Perno	Pin	Pivot	Stift	1	
	27	50482	Rosetta elastica	Spring washer	Rondelle élastique	Federscheibe	2	
	28	50481	Corpo vaschetta	Float housing	Corps	Schwimmergehause	1	
	29	50485	Tappo vaschetta	Chamber plug	Bouchon cuvette	Wannestopfen	1	
	30	12041/195	Getto max da 195 (di serie)	Idling jet (standard)	Gicleur (en serie)	Vergaserduse (Hintereinander)	1	
		12041/192	Getto max da 192	Idling jet	Gicleur	Vergaserduse	1	
		12041/198	Getto max da 198	Idling jet	Gicleur	Vergaserduse	1	
	31	50479	Fondello	End plate	Couvercle	Endscheibe	1	
	32	50473	Tappo	Plug	Bouchon	Verschluss	1	
	33	50483	Vite	Screw	Vis	Schraube	2	
	34	12451	Cappuccio	Cap	Capouchon	Kappe	1	
	35	47876	Cappuccio carburatore	Cap	Capouchon	Kappe	1	

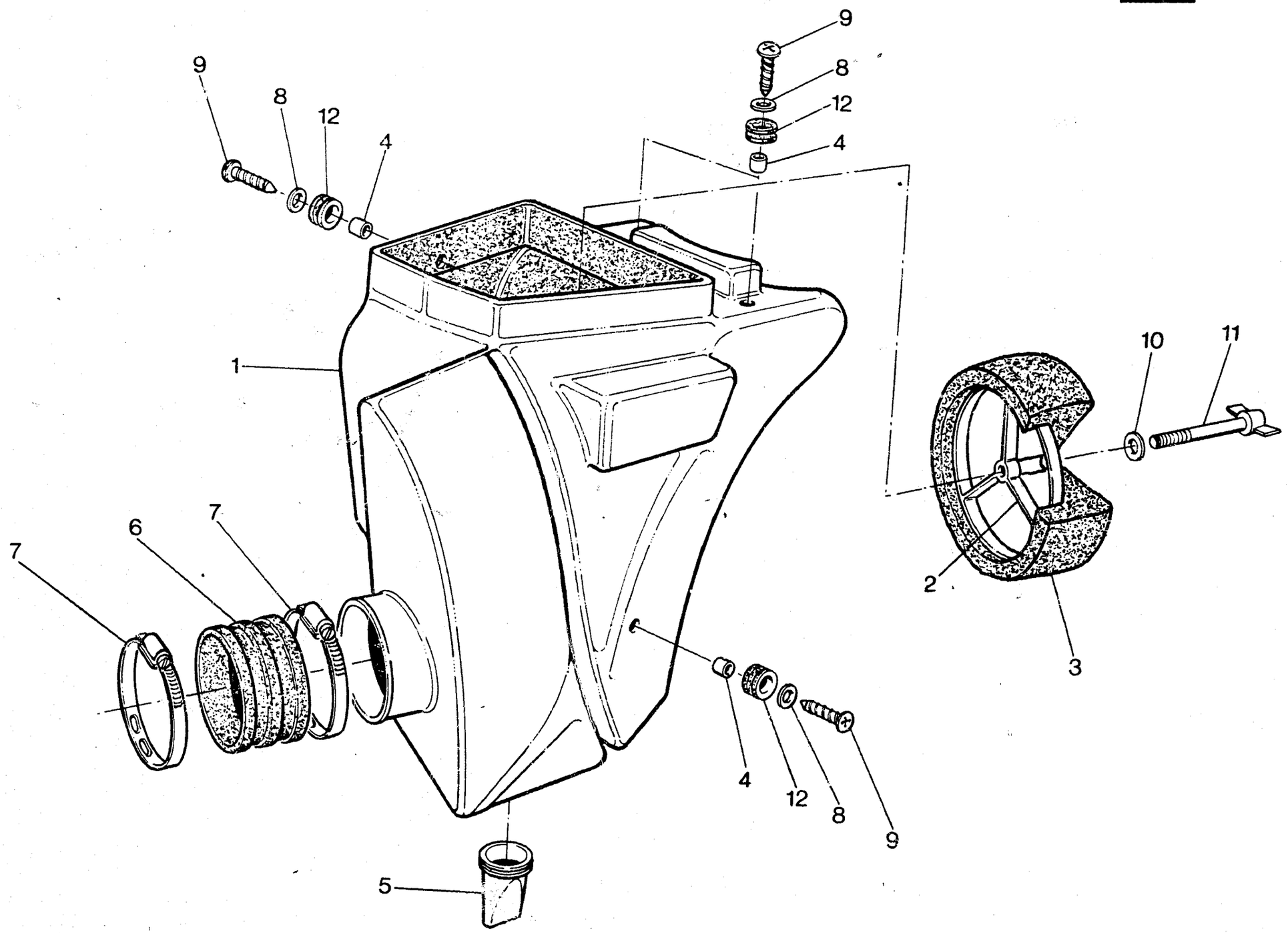
9
8
12
4
1
7
6
7
5
10
11
2
3
4
12
8
9

ASPIRAZIONE E FILTRO ARIA - AIR BOX AND FILTER
ASPIRATION ET FILTRE - ANSAUGEN UND FILTER

TAVOLA DRAWING TABLE BILD **13** **WRK 125/87**

Note Notes Notes Marke	Index No. Pos. N.	Code N. Nr. Code N. Cod Code Nr.	DENOMINAZIONE	NAME	DESIGNATION	BESHREIBUNG	Q.ty Q.tà Q.te M.ge	Validity Validità Validité Gultig
	1	48970	Scatola filtro	Air box	Boite pour filtre	Gehause	1	
	2	37622	Gabbia filtro	Cleaner cage	Cage pour filtre	Kafig filter	1	
	3	44091	Filtro aria	Air filter	Filtre à air	Luftfilter	1	
	4	37632	Distanziale	Spacer	Entretoise	Distanzstuck	4	
	5	48971	Valvola scarico	Exhaust valve	Soupape échappement	Auslass-Ventil	1	
	6	37862	Manicotto	Rubber	Manchon	Gummimuffe	1	
	7	37906	Fascetta	Clamp	Collier	Schelle	2	
	8	N15548-G22	Rondella piana	Washer	Rondelle	Unterlegscheibe	4	
	9	37746	Vite	Screw	Vis	Schraube	4	
	10	N15549-G22	Rosetta piana	Flat washer	Rondelle	Scheibe	1	
	11	37947	Vite	Screw	Vis	Schraube	1	
	12	18048	Antivibrante	Damper bushing	Element antivibrant	Vibrierschatzelement	4	

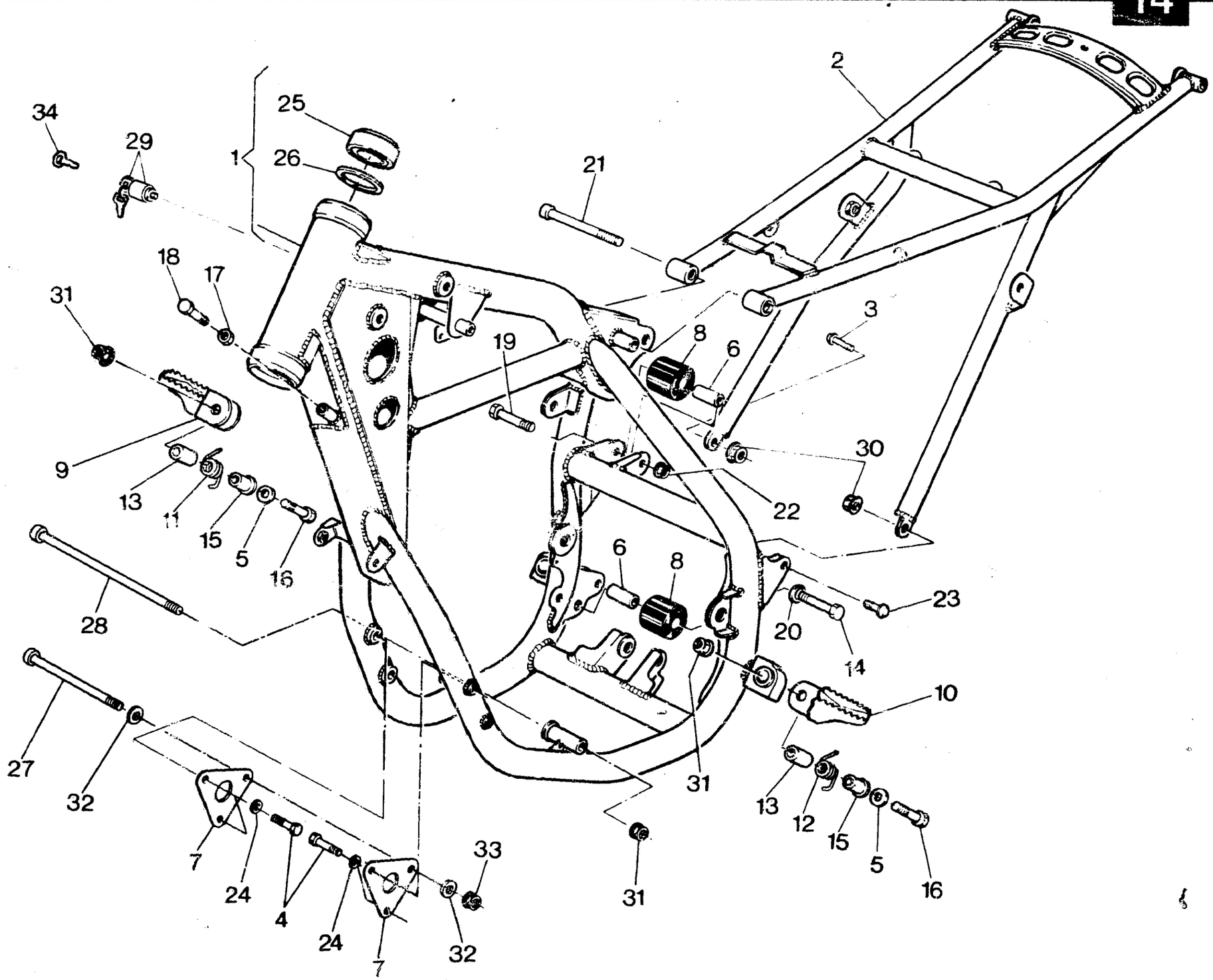
34
29
25
26
1
2
21
18
17
31
19
8
6
3
9
13
11
15
5
16
30
22
28
6
8
23
20
14
10
27
32
31
13
12
15
5
16
7
24
4
24
7
33
32
31

TELAIO - FRAME ASSEMBLY
CHASSIS - RAHMEN

TAVOLA DRAWING TABLE BILD **14** **WRK 125/87**

Note Notes Notes Marke	Index N. Pos. N.	Code N. Nr. Code N. Cod Code Nr.	DENOMINAZIONE	NAME	DESIGNATION	BESHREIBUNG	Q.ty Q.tà Q.te Menge	Validity Validità Validité Gültig
	1	54089	Parte ant.telaio compl.di cuscin. sterzo	Frame front side assy	Chassis av. compl.	Vorterfahrgestell kpl.	1	
		55227	Parte anteriore telaio compl. di cuscin. di sterzo (F)	Frame front side assy	Chassis av. compl.	Vorterfahrgestell kpl.	1	
	2	47487	Parte posteriore telaio	Frame rear side	Chassis arrière	Hinterfahrgestell	1	
	3	48837	Vite lato destro	Right screw	Vis coté droite	R. Schraube	1	
	4	48838	Vite	Screw	Vis	Schraube	4	
	5	N15506-G22	Rosetta piana	Flat washer	Rondelle	Scheibe	2	
	6	43947	Distanziale	Spacer	Entretoise	Distanzstuck	2	
	7	43474	Piastra anteriore fissaggio motore	Engine front plate	Plaquette avant	Vorterplatte	2	
	8	43946	Rullo	Roll	Rouiement	Spurolle	2	
	9	48530	Pedana destra	R. foot rest	Repos-pied D	Fussraste L.	1	
	10	48531	Pedana sinistra	R. foot rest	Repos-pied G.	Fussraste L.	1	
	11	48533	Molla destra	R. spring	Ressort D.	R. Feder	1	
	12	48534	Molla sinistra	L. spring	Ressort G.	L. Feder	1	
	13	43496	Distanziale	Spacer	Entretoise	Distanzstuck	2	
	14	N1152-G22	Vite	Screw	Vis	Schraube	1	
	15	48535	Bussola	Bushing	Douille	Buchse	2	
	16	N1153-G22	Vite	Screw	Vis	Schraube	2	
	17	N15064-G22	Dado	Nut	Ecrou	Mutter	2	
	18	N1140-G22	Vite	Screw	Vis	Schraube	2	
	19	N1152-G22	Vite	Screw	Vis	Schraube	1	
	20	1676	Rosetta piana	Flat washer	Rondelle	Scheibe	1	
	21	N2569-G22	Vite	Screw	Vis	Schraube	2	
	22	40720	Dado	Nut	Ecrou	Mutter	1	
	23	44014	Vite lato sinistro	Left screw	Vis coté gauche	L. Schraube	1	
	24	45499	Rosetta piana	Flat washer	Rondelle	Scheibe	4	
	25	27142	Cuscinetto sterzo	Bearing	Roulement	Lager	2	
	26	27143	Rosetta	Washer	Rondelle	Scheibe	2	
	27	43944	Perno anteriore fiss. motore	Front pin	Pivot avant	Vorterstift	1	
	28	43945	Perno inferiore fiss. motore	Lower pin	Pivot inferieur	Unterstift	1	
	29	43301	Serratura antifurto completa	Anti-left lock assy	Serrure anti-vol compl.	Sichereitschloss kpl.	1	
	30	40719	Dado	Nut	Ecrou	Mutter	2	
	31	40720	Dado	Nut	Ecrou	Mutter	3	
	32	1911	Rosetta	Washer	Rondelle	Scheibe	2	
	33	45498	Dado	Nut	Ecrou	Mutter	1	
	34	35531	Chiave grezza	Raw key	Clef primitive	Schlussel	1	

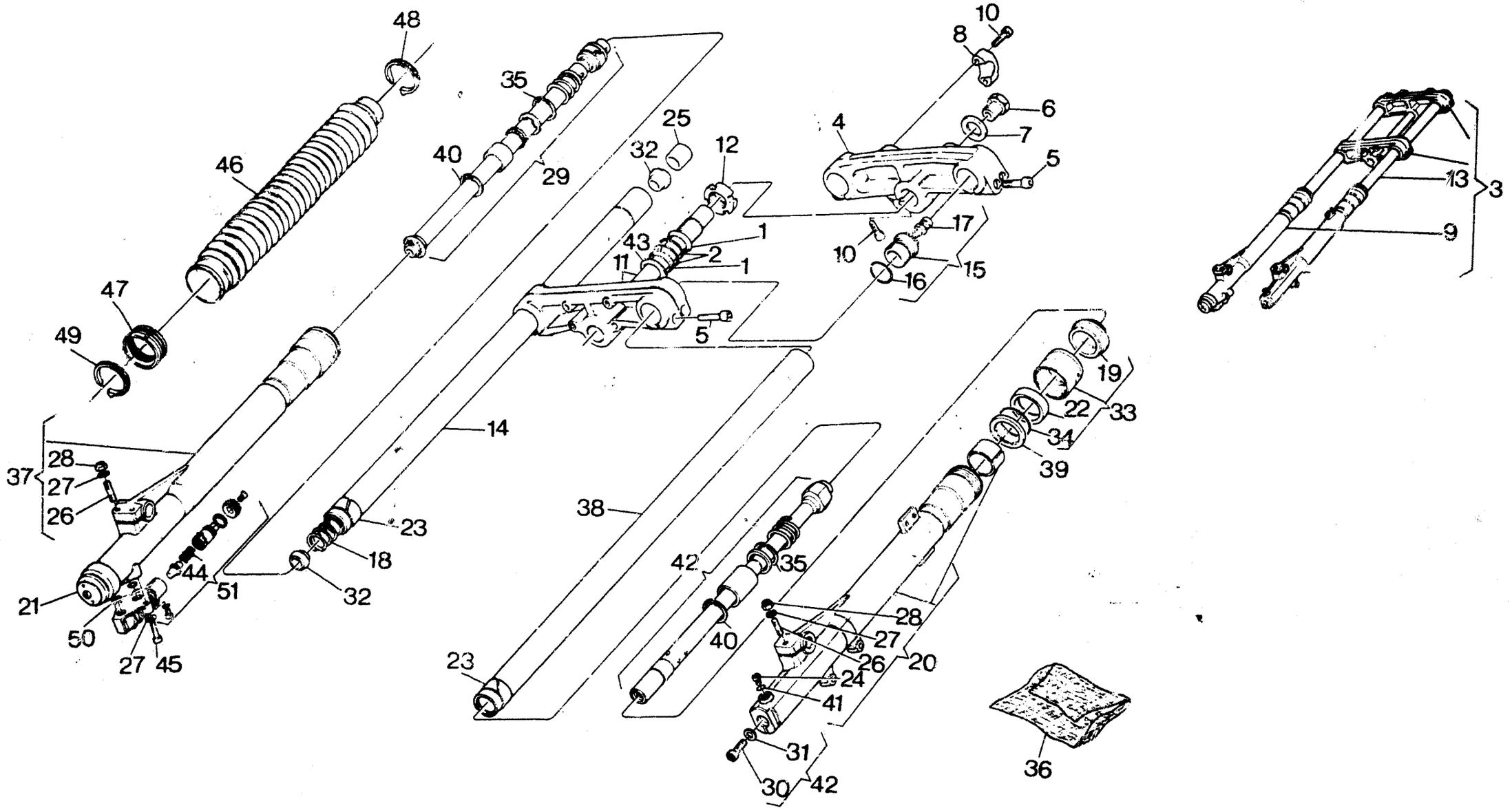
48
35
40
29
46
47
49
25
32
12
43
11
1
2
1
5
4
10
8
6
7
5
17
10
15
16
13
3
9
19
22
33
34
39
14
37
28
27
26
23
18
32
44
51
21
50
27
45
38
42
35
40
23
28
27
26
20
24
41
31
30
42
36

SOSPENSIONE ANTERIORE - FRONT FORK ASSEMBLY
SUSPENSION AVANT - TELESKOPGABEL

TAVOLA DRAWING TABLE BILD **15** — **WRK 125/87**

Note Notes Notes Marke	Index No. Pos. N.	Code N. Nr. Code N. Cod Code Nr.	DENOMINAZIONE	NAME	DESIGNATION	BESHREIBUNG	Q.ty Q.tà Q.te M.ge	Validity Validità Validité Gultig
	1	29116	Fondello	End plate	Couvercle	Endscheibe	2	
	2	29117	Anello OR	«O» Ring	Joint «OR»	«O» Ring	2	
	3	48380	Sospensione anteriore completa	Front fork assy.	Suspension AV. compl.	Teleskopgabel kpl.	1	
	4	50686	Testa di sterzo	Upper bracket	Tete barre de direction	Gabelbrucke	1	
	5	N2558-G19	Vite	Screw	Vis	Schraube	8	
	6	37961	Dado	Nut	Ecrou	Mutter	1	
	7	31128	Rondella	Washer	Rondelle	Scheibe	1	
	8	45030	Morsetto manubrio	U-bolt	Etrier	U-Bolzen	2	
	9	50666	Gamba destra completa	R. fork assy	Fourche compl. D.	Telegabel kpl. R.	1	
	10	N2557-G19	Vite L=30 mm.	Screw	Vis	Schraube	3	
		N2559-G19	Vite L=40 mm.	Screw	Vis	Schraube	2	
	11	44393	Base di sterzo con perno	Stem and lower bracket	Socle de direction avec pivot	Gabelbrucke	1	
	12	21954	Ghiera di registro	Adyuster, bearing	Embout de reglage	Nut mutter	1	
	13	50665	Gamba sinistra completa	L. fork leg assy	Fourche compl. G.	Telegabel kpl. L.	1	
	14	50668	Asta di forza destra	R. fork tube	Barre de force D.	Druckstab R.	1	
	15	44396	Tappo completo	Cap	Bouchon	Deckel	2	
	16	N21938	Guarnizione	Gasket	Joint	Dichtung	2	
	17	41253	Valvola	Fitting	Valve	Ventil	2	
	18	53744	Molla destra	R. spring	Ressort D.	R. Feder	1	
	19	48396	Manicotto di protezione	Dust cover	Racle poussiere	Stanbstreif	2	
	20	50673	Scorrevole sinistro completo	L. slider assy	Montant G. compl.	Bein L. kpl.	1	
	21	50680	Gruppo tappo inferiore	Lower plug assy	Group capouchon inferieur	Unter Deckelgruppe	1	
	22	41394	Anello di tenuta	Seal ring	Bague d'étanchéité	Dichtungsring	2	
	23	50669	Boccola	Bushing	Douille	Buchse	2	
	24	43353	Vite scarico olio	Screw	Vis	Schraube	2	
	25	50684	Tubetto di precarica	Tube	Tuyau de precharge	Ladungrohr	1	
	26	40833	Prigioniero per perno ruota	Stud	Goujon	Stift	3	
	27	N15504-G19	Rondella piana	Washer	Rondelle	Unterlegscheibe	5	
	28	N15193-G19	Dado	Nut	Ecrou	Mutter	3	
	29	50682	Variatore destro compl.	R. damper tube assy	Tuyau ammortisseur compl, D.	L. Dampferroht kpl.	1	
	30	50683	Vite	Screw	Vis	Schraube	2	
	31	37982	Guarnizione	Gasket	Joint	Dichtung	2	

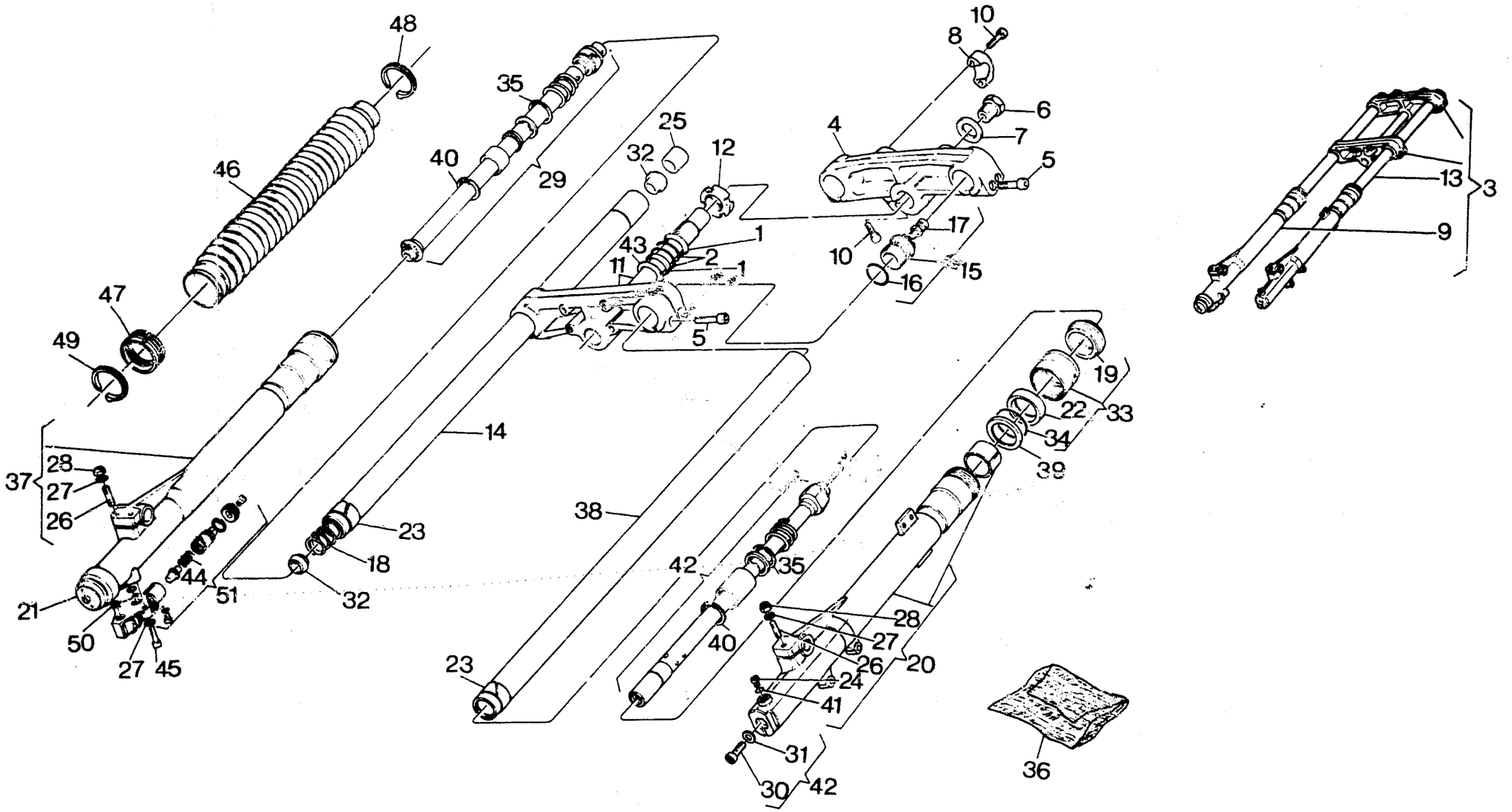
48
35
25
32
12
10
8
6
7
4
5
46
40
29
43
1
2
11
1
10
17
15
16
5
13
3
9
47
49
19
22
33
34
39
14
37
28
27
26
38
23
18
44
51
32
21
50
27
45
42
35
40
28
27
26
20
24
41
23
31
30
42
36

SOSPENSIONE ANTERIORE - FRONT FORK ASSEMBLY
SUSPENSION AVANT - TELESKOPGABEL

TAVOLA DRAWING TABLE BILD **15** **WRK 125/87**

Note Notes Notes Marke	Index No. Pos. N.	Code N. Nr. Code N. Cod Code Nr.	DENOMINAZIONE	NAME	DESIGNATION	BESHREIBUNG	Q.ty Q.tà Q.te M.ge	Validity Validità Validité Gultig
	32	37991	Puntale	Drill	Pointe	Druckstuck	2	
	33	50670	Gruppo boccola	Group bushing	Groupe douille	Buchsegruppe	2	
	34	50671	Anello OR	«O» Ring	Joint «OR»	«O» Ring	2	
	35	48401	Anello Seeger	Circlip	Bague d'arret	Federring	2	
	36	50685	Gruppo guarnizioni (comp. n. 16, 19, 22, 31, 34, 41, 50)	Gasket set (with n. 16, 19, 22, 31, 34, 41, 50)	Jeu de joints (avec n. 16, 19, 22, 31, 34, 41, 50)	Dichtung kit (mit. n. 16, 19, 22, 31, 34, 41, 50)	2	
	37	50672	Scorrevole destro compl.	R. slider assy	Montant D. compl.	Bein R. kpl.	1	
	38	50667	Asta di forza sinistra	Left fork leg	Tuyau G.	L. Rohr	1	
	39	50675	Scodellino	Cup	Cupelle	Hulse	2	
	40	44944	Anello di fermo	Stop ring	Bague de fix.	Stopring	2	
	41	31106	Guarnizione	Gasket	Joint	Dichtung	2	
	42	50681	Variatore sinistro compl.	L. damper tube assy	Tuyau ammortisseur compl. G.	L. Dampferroht kpl.	1	
	43	4646	Rosetta piana	Flat washer	Rondelle	Scheibe	1	
	44	50677	Contromolla	Counterspring	Contre-ressort	Feder	2	
	45	50678	Vite	Screw	Vis	Schraube	2	
	46	47982	Soffietto	Bellows	Soufflet	Balg	2	
	47	47513	Supporto	Holder	Support	Halter	2	
	48	27521	Fascetta superiore	Upper clamp	Collier sup.	Uberschelle	2	
	49	47981	Fascetta inferiore	Lower clamp	Collier inf	Unterschelle	2	
	50	50679	Anello OR	«O» Ring	Joint «OR»	«O» Ring	2	
	51	50676	Gruppo astuccio di regolaz. freno idr.	Linkage adjuster set	Groupe regul. frein	Bremscestg. steller	1	

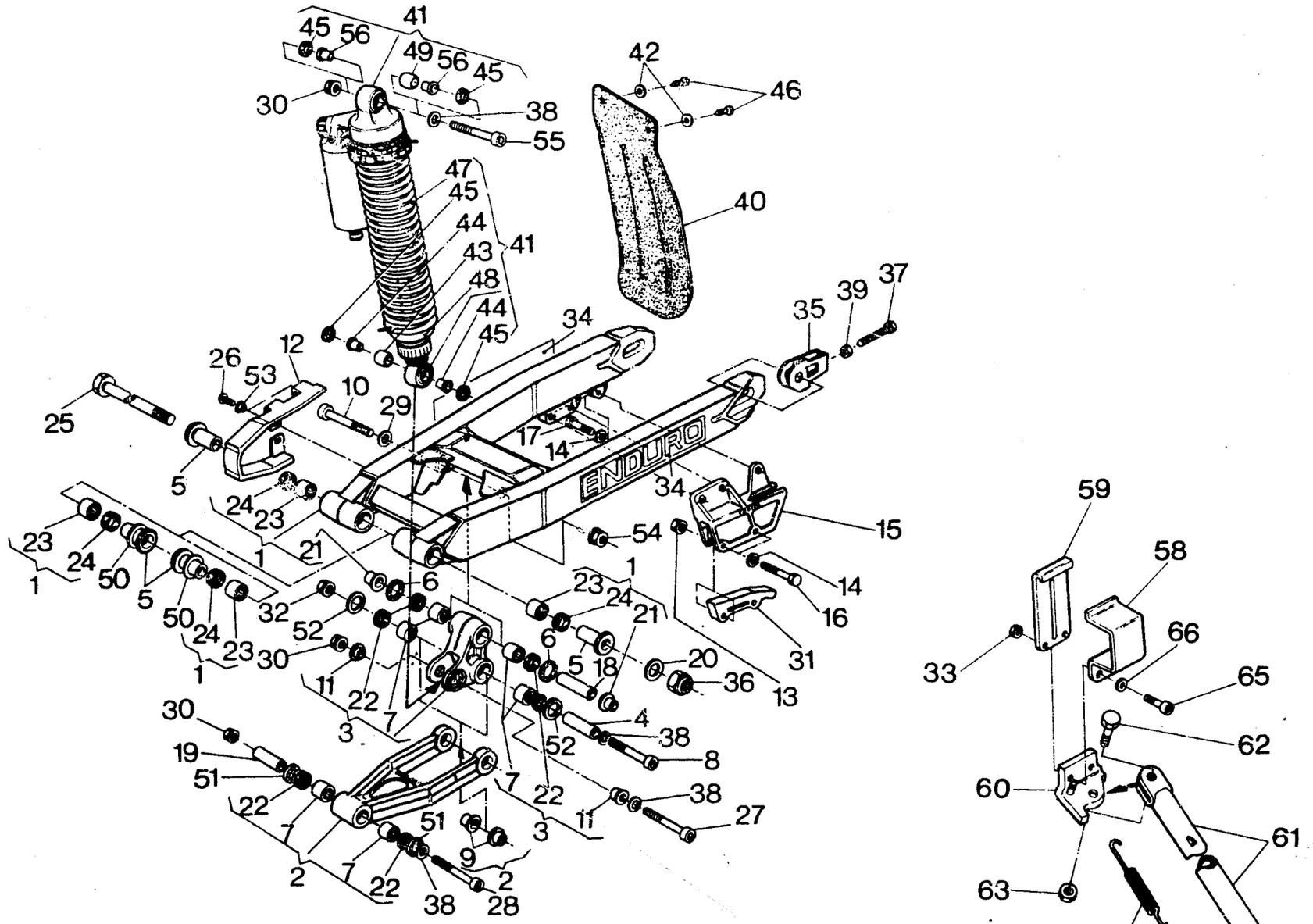
ENDURO

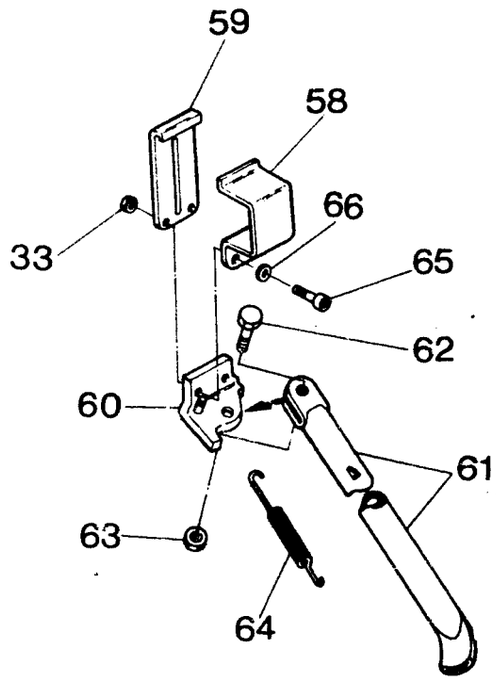

FORCELLONE E SOSPENSIONE POSTERIORE - SWING ARM AND REAR SUSPENSION
FOURCHE ET SUSPENSION ARRIÈRE - GABEL UND HINTERAUFHÄNGUNG

TAVOLA DRAWING TABLE BILD **16** **WRK 125/87**

Note Notes Notes Marke	Index No. Pos. N.	Code N. Nr. Code N. Cod Code Nr.	DENOMINAZIONE	NAME	DESIGNATION	BESHREIBUNG	Q.ty Q.tà Q.te M.ge	Validity Validità Validité Gultig
	1	43524	Assieme forcellone	Swing arm assy	Fourche AR compl.	Gabel kpl.	1	
	2	43527	Tirante completo	Tie rod assy	Tirant compl.	Strippe kpl.	1	
	3	43530	Bilanciere completo	Compensator assy	Culbuteur compl.	Kipphebel	1	
	4	43534	Spinotto	Pin	Axe	Bolzen	1	
	5	41707	Bussola	Bushing	Douille	Buchse	4	
	6	42024	Anello in feltro	Feltseal	Bague en fetre	Filzring	2	
	7	38956	Boccola a rullini	Needle bearing	Roulement a aiguilles	NadelKafig	6	
	8	48435	Perno	Pin	Pivot	Stift	1	
	9	42028	Bussola	Bushing	Douille	Buchse	2	
	10	48436	Perno	Pin	Pivot	Stift	1	
	11	42030	Bussola	Bushing	Douille	Buchse	11	
	12	43159	Pattino catena	Chain slider	Patin chaine	Schuhkette	1	
	13	41512	Dado	Nut	Ecrou	Mutter	2	
	14	N15504-G22	Rosetta piana	Flat washer	Rondelle	Scheibe	5	
	15	41712	Guidacatena	Chain guide	Guide-chaine	Kettenfuhrung	1	
	16	N1089-G22	Vite	Screw	Vis	Schraube	2	
	17	N1079-G22	Vite	Screw	Vis	Schraube	3	
	18	42027	Spinotto	Pin	Axe	Bolzen	1	
	19	43538	Spinotto	Pin	Axe	Bolzen	1	
	20	N15508-G22	Rosetta piana	Flat washer	Rondelle	Scheibe	1	
	21	42029	Bussola	Bushing	Douille	Buchse	2	
	22	35900	Anello di tenuta	Seal ring	Bague d'étanchéité	Dichtungsring	6	
	23	32064	Gabbia a rullini	Roller cage	Cage à rouleaux	Nadellager	4	
	24	32065	Anello di tenuta	Seal ring	Bague d'étanchéité	Dichtungsring	4	
	25	43526	Perno forcellone	Pin	Pivot	Stift	1	
	26	33564	Vite	Screw	Vis	Schraube	2	
	27	46171	Perno	Pin	Pivot	Stift	2	
	28	43535	Perno	Pin	Pivot	Stift	1	
	29	5934	Rosetta	Washer	Rondelle	Scheibe	1	
	30	42022	Dado	Nut	Ecrou	Mutter	3	
	31	41714	Pattino inferiore	Lower guide block	Patin inferieur	Unter Schuh	2	
	32	42022	Dado	Nut	Ecrou	Mutter	1	

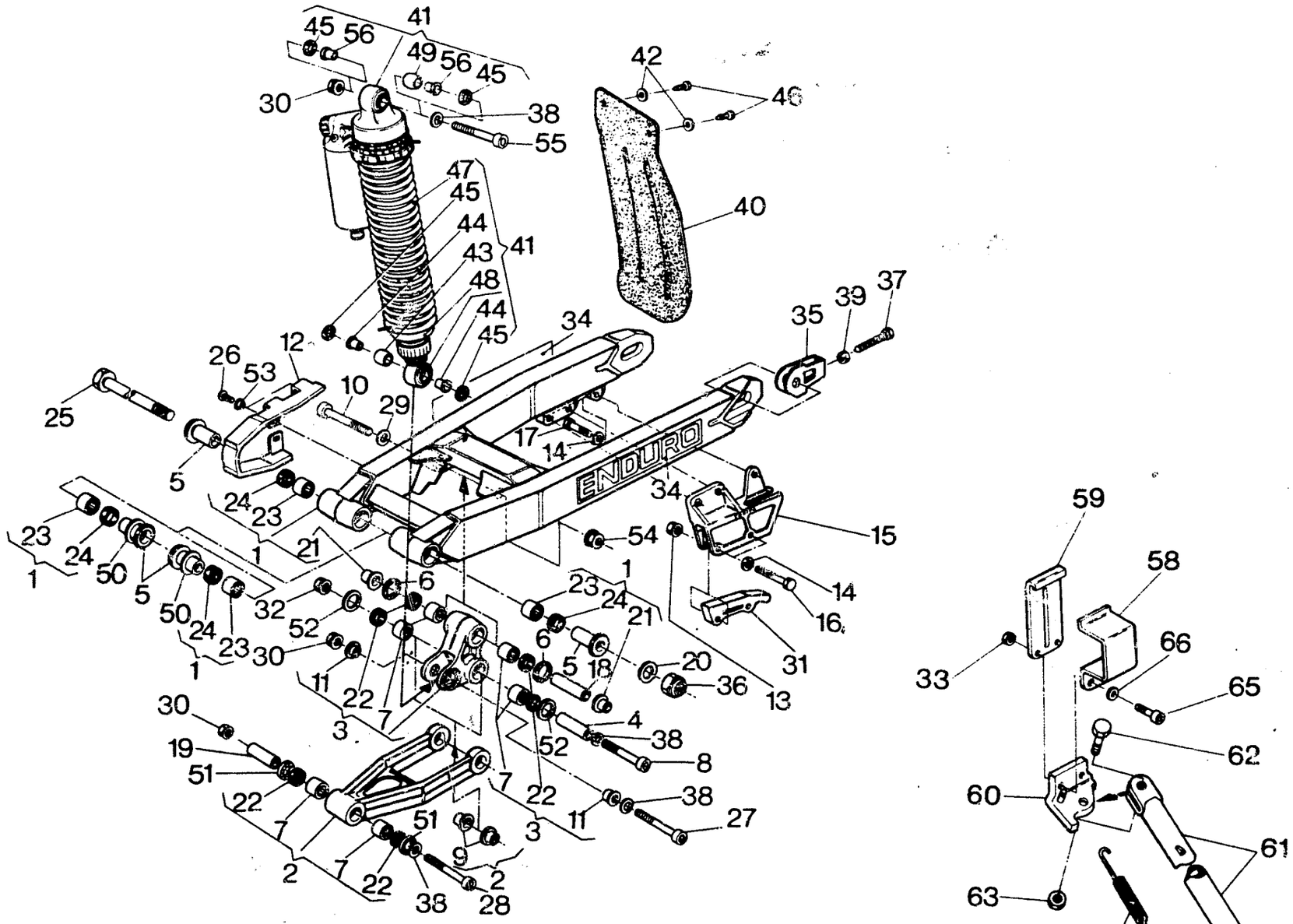
ENDURO

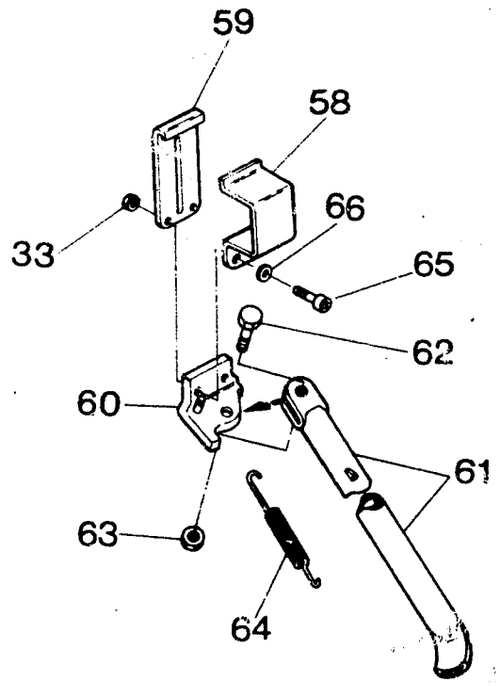

FORCELLONE E SOSPENSIONE POSTERIORE - SWING ARM AND REAR SUSPENSION
FOURCHE ET SUSPENSION ARRIÈRE - GABEL UND HINTERAUFHÄNGUNG

TAVOLA DRAWING TABLE BILD **16** **WRK 125/87**

Note Notes Notes Marke	Index No. Pos. N.	Code N. Nr. Code N. Cod Code Nr.	DENOMINAZIONE	NAME	DESIGNATION	BESHREIBUNG	Q.ty Q.tà Q.te M.ge	Validity Validità Validité Gultig
	33	40720	Dado	Nut	Ecrou	Mutter	2	
	34	54100	Adesivo «ENDURO»	Trim	Decal.	Abziehbild	2	
	35	47571	Tendicatena	Chain adjuster	Tendeur de chaine	Kettenspanner	2	
	36	N15213-G22	Dado	Nut	Ecrou	Mutter	1	
	37	48770	Vite	Screw	Vis	Schraube	2	
	38	4167	Rondella piana	Washer	Rondelle	Unterlegscheibe	2	
	39	N15064-G22	Dado	Nut	Ecrou	Mutter	2	
	40	38115	Protezione post. ammortizzatore	Guard	Protection	Protektion	1	
	41	48419	Ammortizzatore completo	Shock absorber assy	Ammortisseur compl.	Stossdampfer kpl.	1	
	42	N15548-G22	Rosetta piana	Flat washer	Rondelle	Scheibe	2	
	43	38764	Cuscinetto a snodo sferico	Bearing	Roulement	Lager	1	
	44	38768	Boccola	Bushing	Douille	Buchse	2	
	45	36767	Anello in feltro	Feltseal	Bague en fetre	Filzring	4	
	46	37745	Vite	Screw	Vis	Schraube	2	
	47	43540	Molla	Spring	Ressort	Feder	1	
	48	43541	Ghiera inferiore	Lower ring nut	Embout inf.	Unterring	1	
	49	43726	Cuscinetto a snodo sferico	Bearing	Roulement	Lager	1	
	50		Rosetta di rasamento	Thrust washer	Rondelle d'épaulement	Anlaufscheibe	2	
		32069/80	Sp. 0,8 mm.					
		32069/100	Sp. 1,0 mm.					
		32069/120	Sp. 1,2 mm.					
	51	45497	Anello in feltro	Feltseal	Bague en fetre	Filzring	2	
	52	46172	Rondella in nylon	Washer	Rondelle	Scheibe	2	
	53	45495	Bussola	Bushing	Douille	Buchse	2	
	54	42023	Dado	Nut	Ecrou	Mutter	1	
	55	43537	Perno	Pin	Pivot	Stift	1	
	56	46173	Boccola	Bushing	Douille	Buchse	2	
	58	49495	Piastra esterna	Outer plate	Plaque ext.	Aussenplatte	1	
	59	49494	Piastra interna	Inner plate	Plaque int.	Innenplatte	1	
	60	49492	Piastra per gamba laterale	Side stand plate	Plaque pour bequille latéraie	Seitenstanderplatte	1	
	61	49487	Gamba laterale	Side stand	Bequille latérale	Seitenstander	1	
	62	49493	Vite	Screw	Vis	Schraube	1	
	63	N15066-G22	Dado	Nut	Ecrou	Mutter	1	
	64	32907	Molla	Spring	Ressort	Feder	1	
	65	N2557-G22	Vite	Screw	Vis	Schraube	2	
	66	N15506-G22	Rosetta	Washer	Rondelle	Scheibe	2	

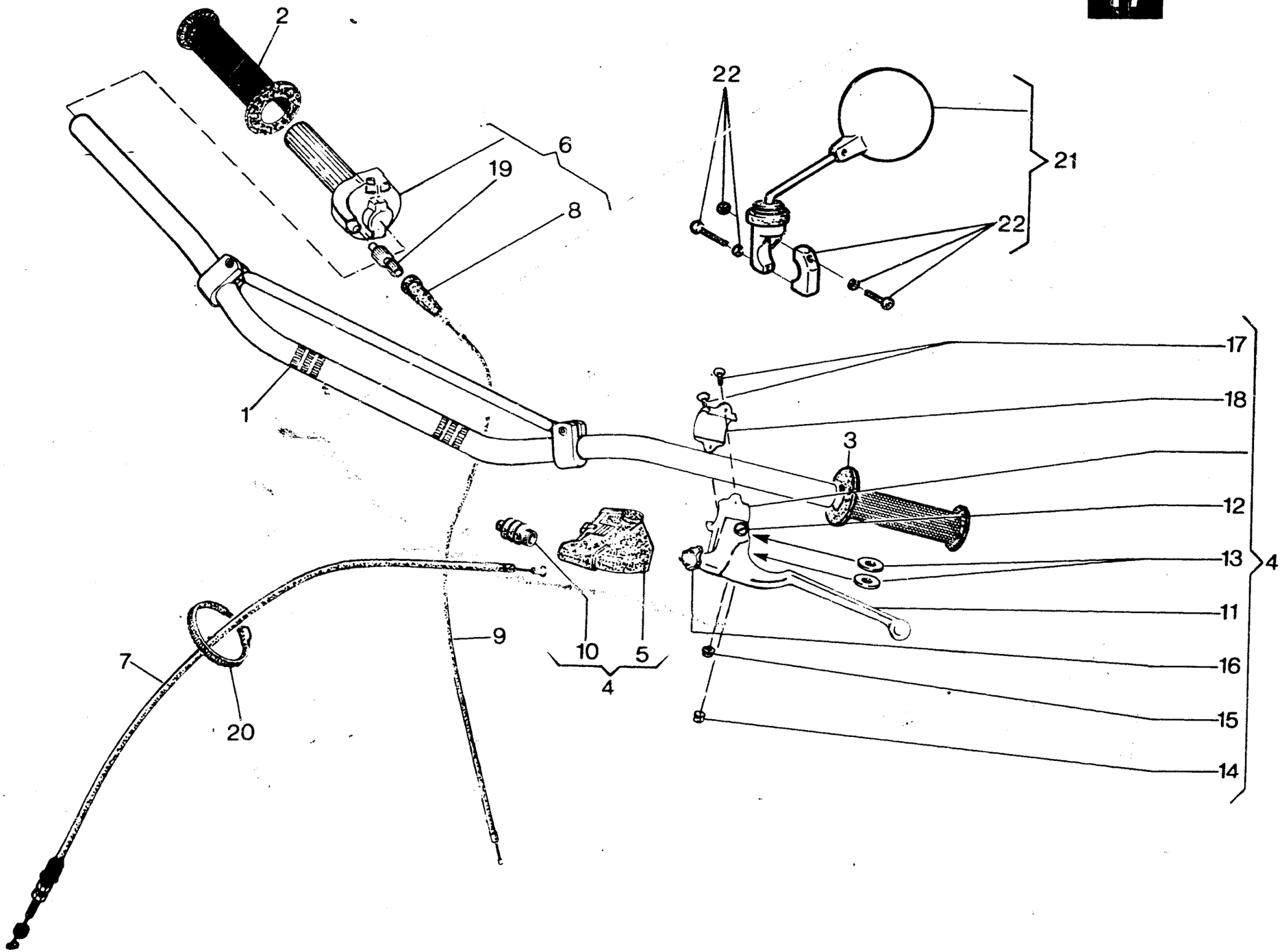
2
6
19
8
1
22
21
22
17
18
3
12
13
4
11
16
15
14
9
10
5
4
7
20

MANUBRIO E COMANDI - HANDLEBAR AND CONTROLS
GUIDON ET COMMANDES - LENKER UND STEUERORGANE

TAVOLA DRAWING TABLE BILD **17** **WRK 125/87**

Note Notes Notes Marke	Index No. Pos. N.	Code N. Nr. Code N. Cod Code Nr.	DENOMINAZIONE	NAME	DESIGNATION	BESHREIBUNG	Q.ty Q.tà Q.te M.ge	Validity Validità Validité Gultig
	1	48661	Manubrio	Handlebar	Guidon	Lenker	1	
	2	30343	Manopola destra	Handle grip R.	Poignée D.	Lenker Festgriff R.	1	
	3	30344	Manopola sinistra	Handle grip L.	Poignée G.	Lenker Festgriff L.	1	
	4	48913	Com. frizione completo	Clutch control assy	Comm. embrayage compl.	Kupplunghebel kpl.	1	
	5	48917	Coprileva	Lever guard	Couvre-levier	Hebelschutz	1	
	6	40684	Comando gas completo	Throttle control assy.	Commande de gas compl.	Gasdrehgriff Kpl.	1	
	7	48888	Trasmissione comando frizione completa	Clutch cable assy	Cable comm. émbrayage compl.	Kupplungszug Kpl.	1	
	8	38805	Cappuccio	Cap	Capouchon	Kappe	1	
	9	43822	Trasmissione gas per carb. PHBE	Throttle cable	Cable du gaz	Gaszung	1	
		50434	Trasmissione gas per carb. PHSB	Throttle cable	Cable du gaz	Gaszung	1	
	10	48918	Protezione gruppo registro	Guard	Protection	Schutz	1	
	11	48915	Leva comando frizione	Clutch lever	Levier comm. émbrayage	Kupplungshebel	1	
	12	38797	Vite fulcro leva	Screw	Vis	Schraube	1	
	13	38798	Rosetta in P.V.C.	Washer	Rondelle	Scheibe	2	
	14	38802	Barilotto	Retainer	Cliquet	Nippelaufnahme	1	
	15	38799	Dado	Nut	Ecrou	Mutter	1	
	16	48916	Gruppo registro	Compl. Adjuster	Régleur compl.	Einsteller kpl.	1	
	17	N4103-G22	Vite	Screw	Vis	Schraube	2	
	18	38801	Cavallotto	Holder	Support	Halter	1	
	19	46145	Gruppo registro	Compl. Adjuster	Régleur compl.	Einsteller kpl.	1	
	20	21812	Fascetta	Clamp	Collier	Schelle	1	
	21	54398	Specchio retrovisore sinistro compl.	L. driving mirror assy	Rétroviseur G. compl.	Rückblickspiegel L. Kpl.	1	
	22	55035	Gruppo di fissaggio	Fasten sel	Groupe de fiss.	Fixiersatz	1	

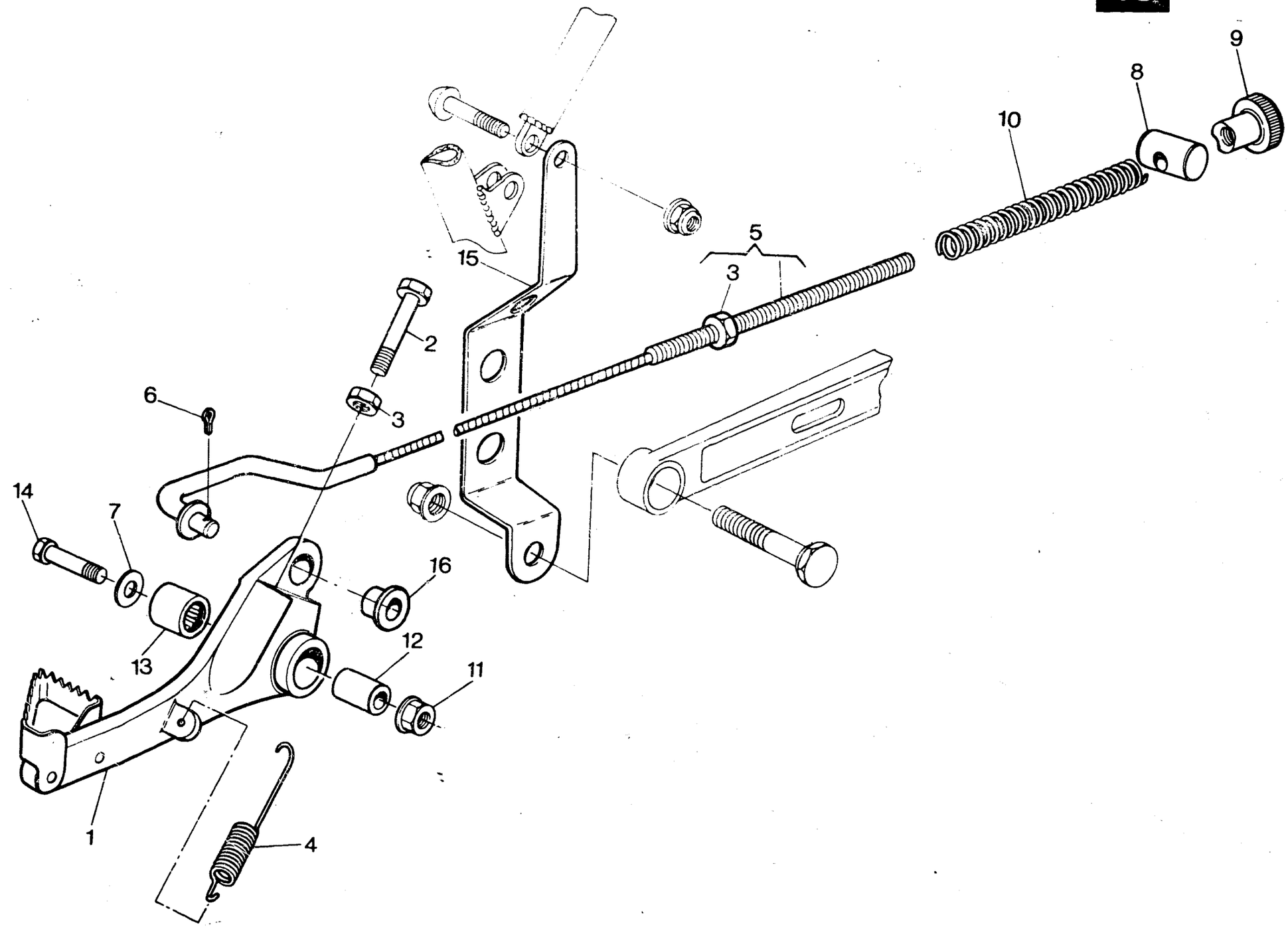
9
8
10
5
3
15
2
6
3
14
7
16
13
12
11
1
4

COMANDO FRENO POSTERIORE - REAR BRAKE CONTROL
COMMANDE FREIN ARRIÈRE - HINTERBREMSE

TAVOLA DRAWING TABLE BILD **18** **WRK 125/87**

Note Notes Notes Marke	Index No. Pos. N.	Code N. Nr. Code N. Cod Code Nr.	DENOMINAZIONE	NAME	DESIGNATION	BESHREIBUNG	Q.ty Q.tà Q.te M.ge	Validity Validità Validité Gultig
	1	43825	Ass. leva freno post.	Lever assy	Levier compl.	Bremsehebel	1	
	2	N1081-G22	Vite	Screw	Vis	Schraube	1	
	3	N15033-G22	Dado	Nut	Ecrou	Mutter	2	
	4	43587	Molla	Spring	Ressort	Feder	1	
	5	48752	Tirante comando freno	Tie-rod	Tirant	Betatigungstange	1	
	6	N20067-G22	Copiglia	Cotter pin	Goupille	Splint	1	
	7	N15504-G22	Rosetta	Washer	Rondelle	Scheibe	1	
	8	12723	Barilotto	Retainer	Cliquet	Nippelaufnahme	1	
	9	6925	Pomolo	Knurled nut	Embout de réplage	Verstellungsmutter	1	
	10	48753	Molla	Spring	Ressort	Feder	1	
	11	41512	Dado	Nut	Ecrou	Mutter	1	
	12	42673	Distanziale	Spacer	Entretoise	Distanzstuck	1	
	13	42672	Astuccio a rullini	Bearing case	Trousse à aiguilles	Rollertasche	1	
	14	N1085-G22	Vite	Screw	Vis	Schraube	1	
	15	48840	Piastrina protezione tirante	Plate	Paque	Platte	1	
	16	43584	Bussola	Bushing	Douille	Buchse	1	

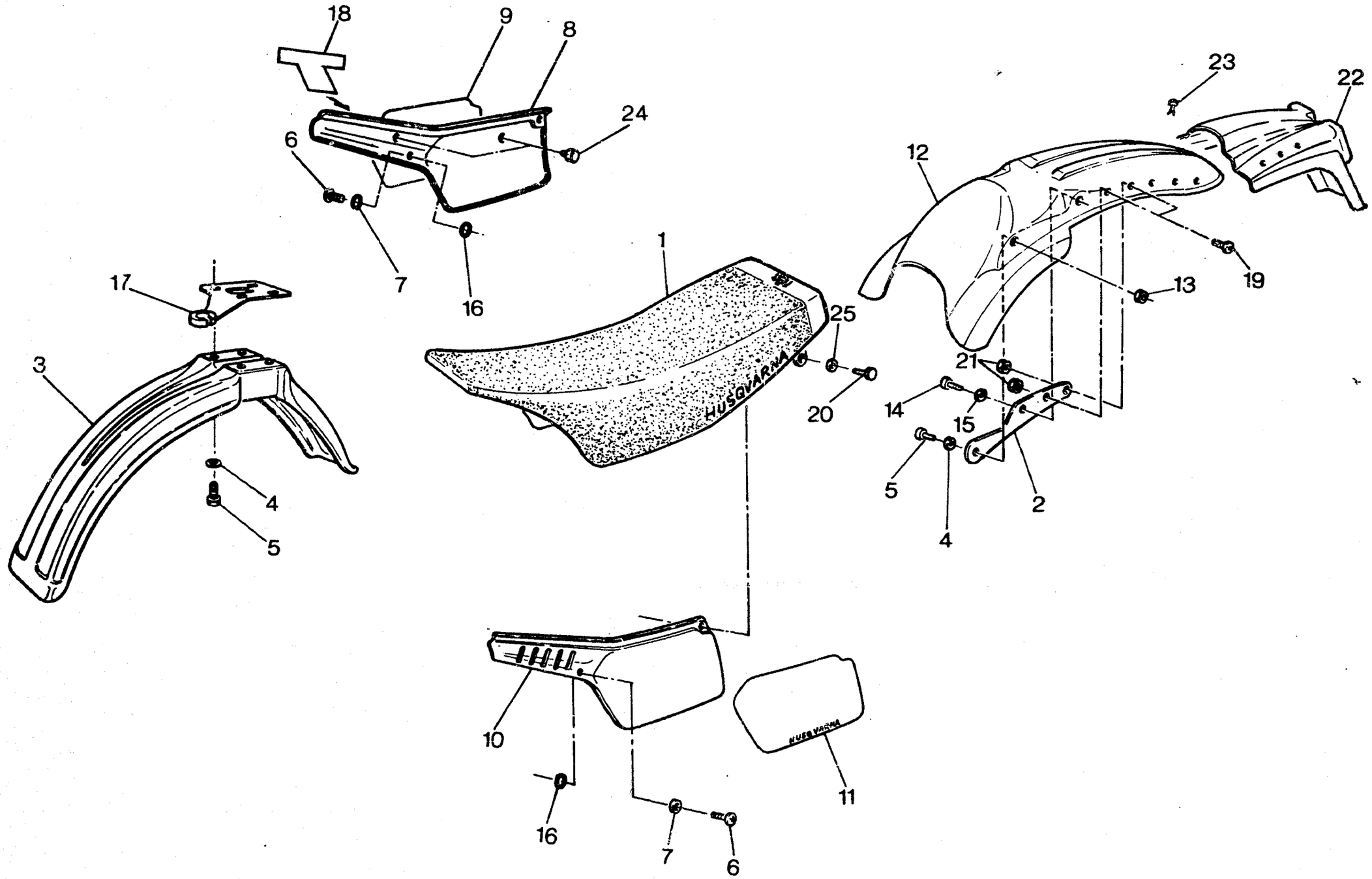
18
9
8
24
6
7
16
17
3
4
5
1
HUSQVARNA
25
20
12
23
22
19
13
21
14
15
5
4
2
10
16
7
6
HUSQVARNA
11

Note Notes Notes Marke	Index No. Pos. N.	Code N. Nr. Code N. Cod Code Nr.	DENOMINAZIONE	NAME	DESIGNATION	BESHREIBUNG	Q.ty Q.tà Q.te M.ge	Validity Validità Validité Gultig
	1	54096	Sella completa	Seat assy	Siège compl.	Sattel kpl.	1	
	2	51656	Staffa	Stirrup	Etrier	Strupp	2	
	3	54094	Parafango anteriore	Front fender	Garde-boue avant	Vorderkotflugel	1	
	4	N15549-G22	Rosetta piana	Flat washer	Rondelle	Scheibe	6	
	5	N1081-G22	Vite	Screw	Vis	Schraube	6	
	6	37636	Vite	Screw	Vis	Schraube	2	
	7	37656	Rosetta in plastica	Washer	Rondelle	Scheibe	2	
	8	48414	Pannello destro	Right panel	Panneau D.	Streifen R.	1	
	9	54292	Adesivo destro	R. trim	Décalcomanie D.	R. Abziehbild	1	
	10	48415	Pannello sinistro	Left panel	Panneau G.	Streifen L.	1	
	11	54291	Adesivo sinistro	L. trim	Décalcomanie G.	L. Abziehbild	1	
	12	54095	Parafango posteriore	Rear fender	Garde-boue arrière	Hinterkotflugel	1	
	13	N15193-G22	Dado	Nut	Ecrou	Mutter	2	
	14	N1538-G22	Vite	Screw	Vis	Schraube	2	
	15	N15551-G22	Rosetta piana	Flat washer	Rondelle	Scheibe	2	
	16	30232	Rosetta in gomma	Spring washer	Rondelle élastique	Federscheibe	2	
	17	43739	Guida trasmissione	Cable guide	Guide-cable	Kabelfuhrung	1	
	18	54293	Adesivo «WRK 125»	Trim	Décalc.	Abziehbild	1	
	19	37636	Vite	Screw	Vis	Schraube	4	
	20	N1537-G22	Vite	Screw	Vis	Schraube	2	
	21	40719	Dado	Nut	Ecrou	Mutter	4	
	22	49991	Portatarga e portafanale	Number plate holder and bulb holder	Porte plaque et porte lampe	Nummernschildhalter und lampenhalter	1	
	23	41922	Chiodo ad espansione	Rivet	Rivet a éxp.	Expansionsnagel	6	
	24	45490	Gommino	Rubber	Caoutchouc	Gummistuck	2	
	25	1911	Rosetta piana	Flat washer	Rondelle	Scheibe	2	

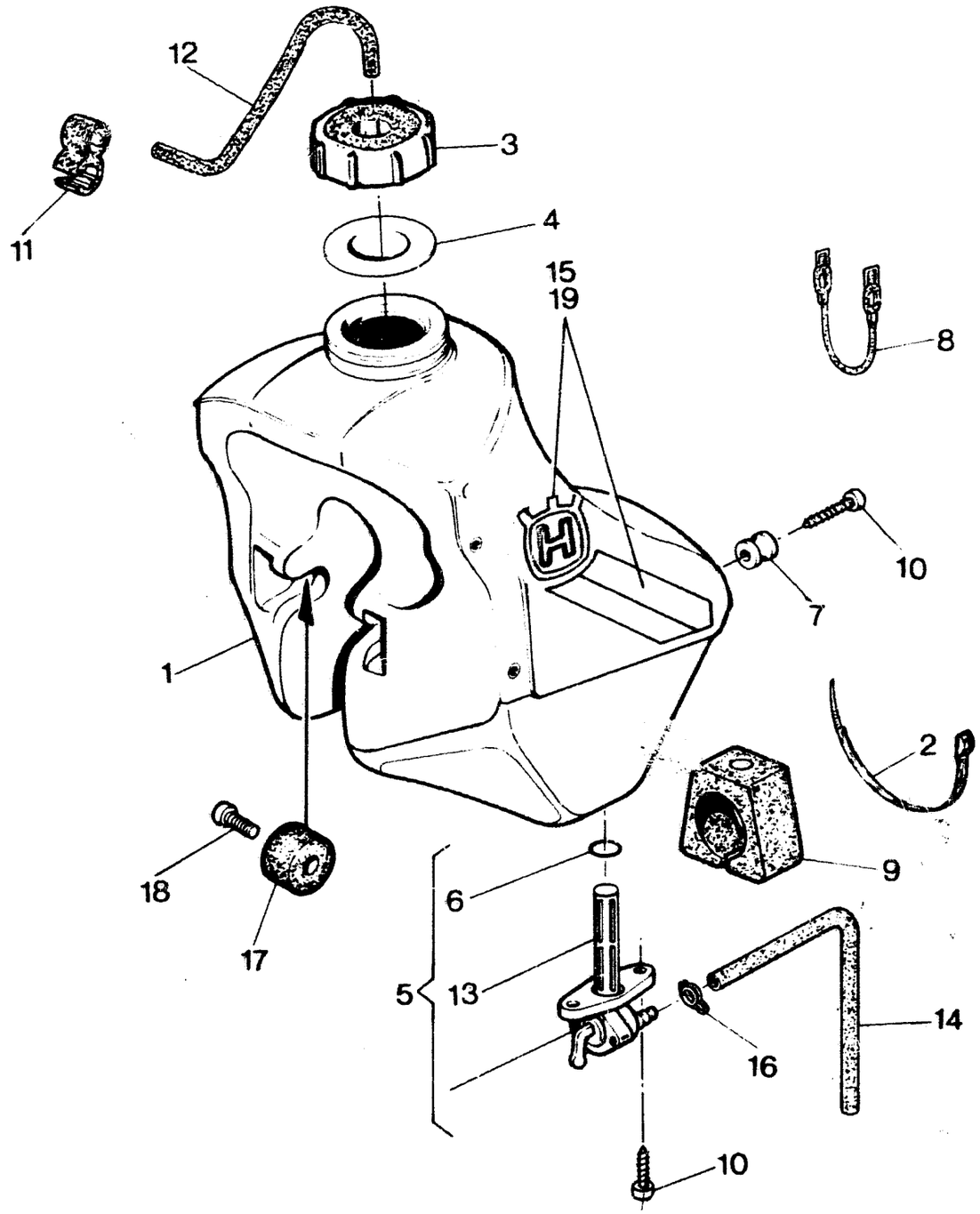
12
3
11
4
15
19
8
10
7
1
2
18
9
17
6
5
13
14
16
10

SERBATOIO CARBURANTE - GAS TANK
RESERVOIR CARBURANT - KRAFTSTOFFBEHÄLTER

TAVOLA DRAWING TABLE BILD **20** **WRK 125/87**

Note Notes Notes Marke	Index No. Pos. N.	Code N. Nr. Code N. Cod Code Nr.	DENOMINAZIONE	NAME	DESIGNATION	BESHREIBUNG	Q.ty Q.tà Q.te M.ge	Validity Validità Validité Gultig
	1	54099	Serbatoio carburante	Gas tank	Reservoir carburant	Kraftstofibehalter	1	
	2	21812	Fascetta	Clamp	Collier	Schelle	1	
	3	32102	Tappo	Plug	Bouchon	Verschluss	1	
	4	31060	Guarnizione	Gasket	Joint	Dichtung	1	
	5	43592	Rubinetto completo	Gas valve assy	Robinet compl.	Kraftstoffhahn kpl.	1	
	6	1199	Anello OR	«O» Ring	Joint «OR»	«O» Ring	1	
	7	37637	Boccola posteriore	Bushing	Douille	Buchse	2	
	8	37650	Attacco elastico	Rear connection	Attaque	Anschluss	1	
	9	40767	Tampone posteriore	Rear bumper	Tampon arrière	Hinterstopfen	1	
	10	37745	Vite autofilettante	Screw	Vis	Scraube	4	
	11	33536	Attacco sfiato serbatoio	Connection	Attaque	Anschluss	1	
	12	38752	Tubetto sfiato	Exhaust pipe	Tuyau d'échappement	Auspuffrohr	1	
	13	38748	Filtro benzina	Fuel filter	Filtre essence	Benzinfilter	1	
	14	43593	Condotto benzina	Gas line	Tuyau carburant	Kraftstoffleitung	1	
	15	54259	Adesivo sinistro	L. trim	Décalcomanie G.	L. Abziehbild	1	
	16	18922	Anello elastico	Elastic ring	Bague élastique	Elastischer Ring	1	
	17	40813	Tampone anteriore	Front bumper	Tampon avant	Vorderer Stopfen	2	
	18	N7350-G22	Vite	Screw	Vis	Schraube	2	
	19	54313	Adesivo destro	R. trim	Décalcomanie D.	R. Abziehbild	1	

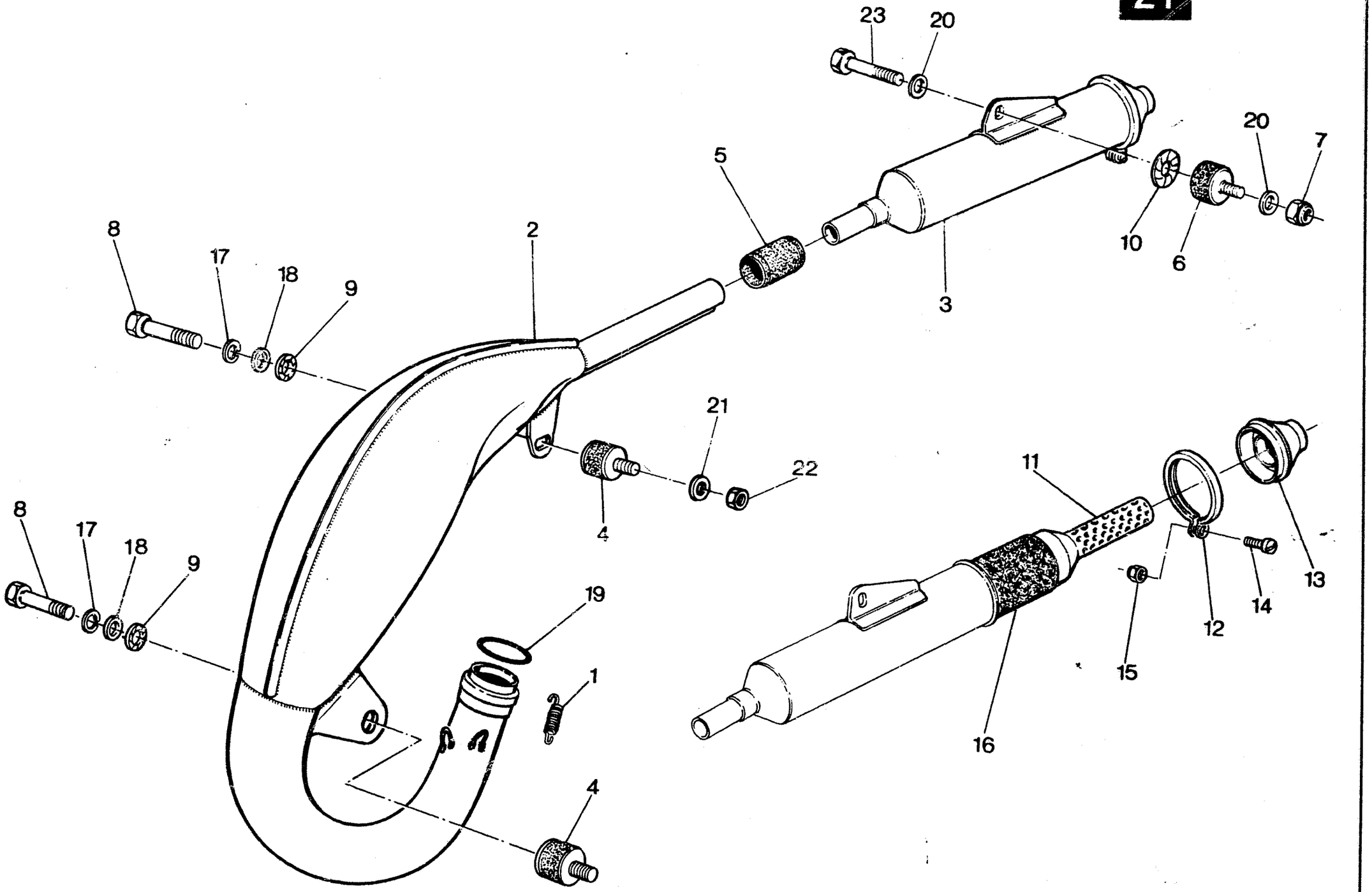
23
20
5
2
8
17
18
9
3
20
7
10
6
21
22
4
11
13
14
12
15
16
8
17
18
9
19
1
4

SCARICO - EXHAUST SYSTEM
TUYAU D'ECHAPPEMENT - AUSPUFFROHR

TAVOLA DRAWING TABLE BILD **21** — **WRK 125/87**

Note Notes Notes Marke	Index No. Pos. N.	Code N. Nr. Code N. Cod Code Nr.	DENOMINAZIONE	NAME	DESIGNATION	BESHREIBUNG	Q.ty Q.tà Q.te M.ge	Validity Validità Validité Gultig
	1	46169	Molla	Spring	Ressort	Feder	2	
	2	48437	Tubo di scarico	Exhaust pipe	Tuyau d'échappement	Auspuffrohr	1	
	3	49971	Silenziatore completo	Silencer assy	Silencieux compl.	Schaldampfer kpl.	1	
	4	53863	Antivibrante	Damper bushing	Element antivibrant	Vibrierschatzelement	2	
	5	31632	Manicotto	Rubber	Manchon	Gummimuffe	1	
	6	53864	Antivibrante	Damper bushing	Element antivibrant	Vibrierschatzelement	1	
	7	N15195-G22	Dado	Nut	Ecrou	Mutter	1	
	8	N1078-G22	Vite	Screw	Vis	Schraube	2	
	9	43591	Rosetta in amianto	Washer	Rondelle	Scheibe	2	
	10	30809	Rosetta in amianto	Washer	Rondelle	Scheibe	1	
	11	49972	Tubo forato	Tube	Tuyau	Rohr	1	
	12	49975	Fascetta	Clamp	Collier	Schelle	1	
	13	49974	Scodellino	Cap	Cupelle	Hulse	1	
	14	N2900-G22	Vite	Screw	Vis	Schraube	1	
	15	9128	Dado	Nut	Ecrou	Mutter	1	
	16	49973	Lana di roccia	Fiberglass	Lain de verte	Glas Wolle	1	
	17	N15536-G22	Rosetta elastica	Spring washer	Rondelle élastique	Federscheibe	2	
	18	22271	Rosetta piana	Flat washer	Rondelle	Scheibe	2	
	19	38608	Anello OR	«O» Ring	Joint «OR»	«O» Ring	1	
	20	N15506-G22	Rosetta piana	Flat washer	Rondelle	Scheibe	2	
	21	N15504-G22	Rosetta piana	Flat washer	Rondelle	Scheibe	1	
	22	N15193-G22	Dado	Nut	Ecrou	Mutter	1	
	23	N1137-G22	Vite	Screw	Vis	Schraube	1	

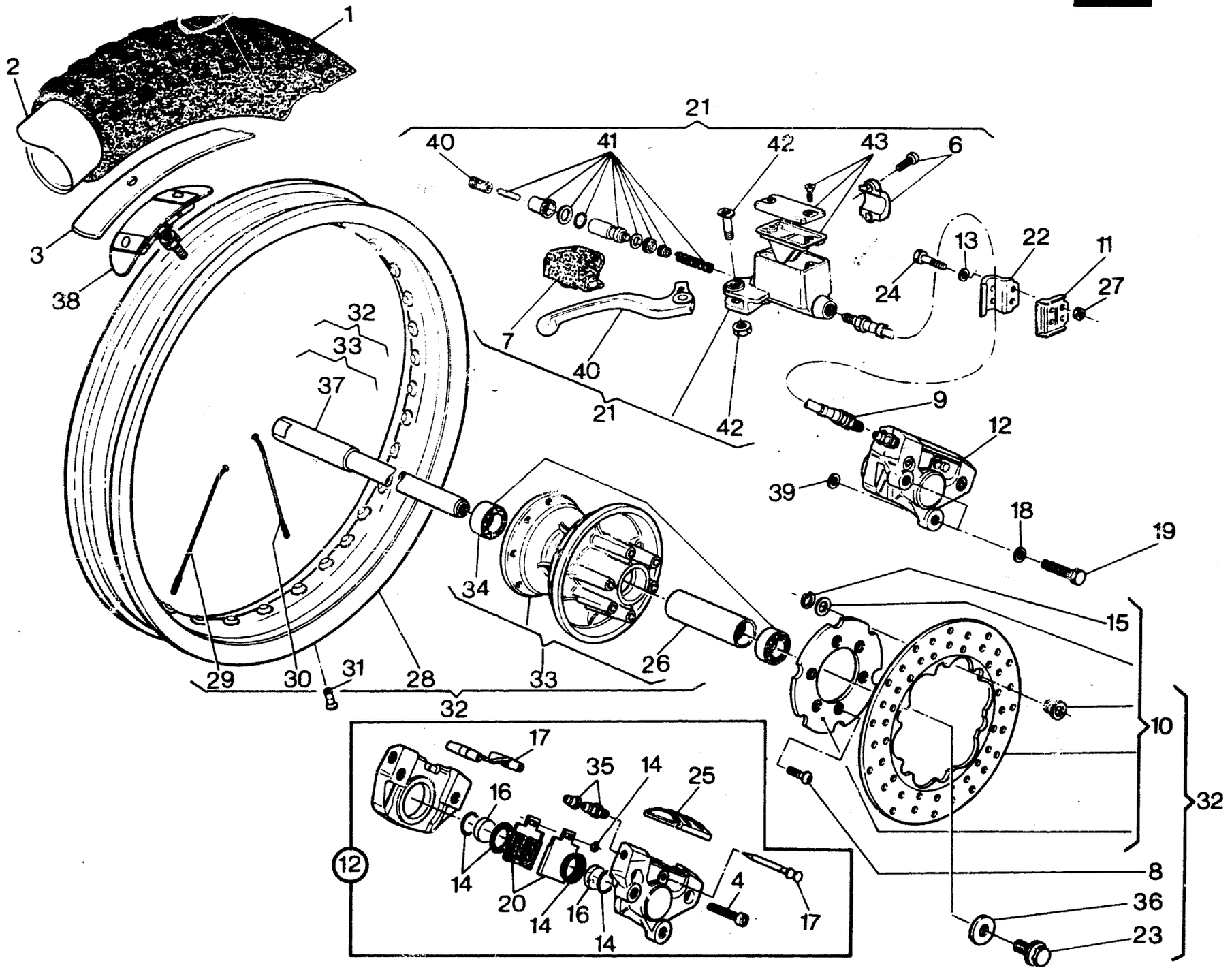
1
2
3
38
21
40
41
42
43
6
13
22
11
24
27
7
40
21
42
9
12
39
18
19
15
32
33
37
34
26
29
30
31
28
33
32
10
8
36
23
17
35
14
25
16
14
20
14
16
14
4
17
12

RUOTA ANTERIORE - FRONT WHEEL
ROUE AVANT - VORDERRAD

TAVOLA DRAWING TABLE BILD **22** **WRK 125/87**

Note Notes Notes Marke	Index No. Pos. N.	Code N. Nr. Code N. Cod Code Nr.	DENOMINAZIONE	NAME	DESIGNATION	BESHREIBUNG	Q.ty Q.tà Q.te M.ge	Validity Validità Validité Gultig
	1	42168	Pneumatico 3,00x21'' MT35 Pirelli	Tire	Pneu	Streifen	1	
	2	18648	Camera d'aria	Tube	Chambre à air	Gummischlauch	1	
	3	13346	Fascia copriraggi	Rim strip	Bande	Band	1	
	4	39729	Vite	Screw	Vis	Schraube	2	
	5	N15538-G22	Rosetta elastica	Spring washer	Rondelle élastique	Federscheibe	2	
	6	46666	Kit cavallotto	Staple kit	Kit cavalier	Krampensatz	1	
	7	46667	Protezione leva	Lever guard	Protection levier	Hebelschutz	1	
	8	46426	Vite	Screw	Vis	Schraube	6	
	9	54333	Tubo mandata olio	Pipe	Tuyau	Verbindung	1	
	10	48780	Disco freno completo	Brake disc assy	Disque frein compl.	Bremscheibe kpl.	1	
	11	43736	Piastrina	Plate	Plaque	Platte	1	
	12	43722	Pinza freno	Brake caliper	Caliper frein	Bremssattel	1	
	13	N15504-G22	Rosetta piana	Flat washer	Rondelle	Scheibe	2	
	14	29627	Gruppo revisione guarnizioni	Seal set	Kit de joints	Dichtungsatz	1	
	15	N21312-G0	Anello elastico	Elastic ring	Bague élastique	Elastischer Ring	6	
	16	29058	Pistoncino	Piston	Piston	Kolben	2	
	17	43724	Gruppo revisione perni pastiglie	Pinks kit	Kit de pivots	Bremsbelagrep-Satz	1	
	18	N15506-G22	Rosetta	Washer	Rondelle	Scheibe	2	
	19	N1144-G22	Vite	Screw	Vis	Schraube	2	
	20	39730	Coppia pastiglie	Pads couple	Couple pastilles	Bremsbelag	1	
	21	46647	Pompa comando freno ant.	Front brake pump	Pompe frein av.	Vorderbremspumpe	1	
	22	43737	Piastrina	Plate	Plaque	Platte	1	
	23	48773	Vite fiss. perno ruota	Screw	Vis	Schraube	1	
	24	N1080-G22	Vite	Screw	Vis	Schraube	2	
	25	39726	Coperchio	Cover	Couvercle	Deckel	1	
	26	41280	Distanziale interno	Spacer	Entretoise	Distanzstuck	1	
	27	41512	Dado	Nut	Ecrou	Mutter	2	
	28	49597	Cerchio WM1/1,6x21	Rim	Jante	Felge	1	
	29	43890	Raggio lato flangia	Spoke	Rayon	Speiche	18	
	30	43889	Raggio lato disco	Spoke	Rayon	Speiche	36	
	31	N29004	Nipplo	Nipple	Nipple	Nippel	36	
	32	48783	Ruota ant. completa senza pneumatico	Front wheel assy	Roue avant compl.	Vorderrad kpl.	1	
	33	42172	Mozzo ant. completo	Hub assy	Moyeu compl.	Radnabe kpl.	1	
	34	15658	Cuscinetto	Bearing	Roulement	Lager	2	
	35	36124	Gruppo revisione spurgo	Screw kit	Kit de jeu	Schraubenrep-Satz	1	
	36	48772	Rosetta	Washer	Rondelle	Scheibe	1	
	37	50547	Perno ruota	Axle	Axe	Stift	1	
	38	49036	Staffa fermacopertone	Tire blend clamp	Plaque d'arret pneu	Sicherungsplatte	1	
	39		Rosetta di rasamento	Thrust washer	Rondelle d'épaulement	Anlaufscheibe	2	
		5893/20	Sp. 0,2 mm.					
		5893/40	Sp. 0,4 mm.					
		5893/60	Sp. 0,6 mm.					
		5893/80	Sp. 0,8 mm.					
	40	46644	Leva completa di grano	Lever assy	Levier compl.	Hebel kpl.	1	
	41	46645	Gruppo revisione guarnizioni	Seal set	Kit dejoints	Dichtungsatz	1	
	42	46664	Kit perno leva	Pin, lever kit	Kit pivot levier	Stifthebelsatz	1	
	43	46665	Kit tappo	Plug kit	Kit bouchon	Kuhlerschraubensatz	1	

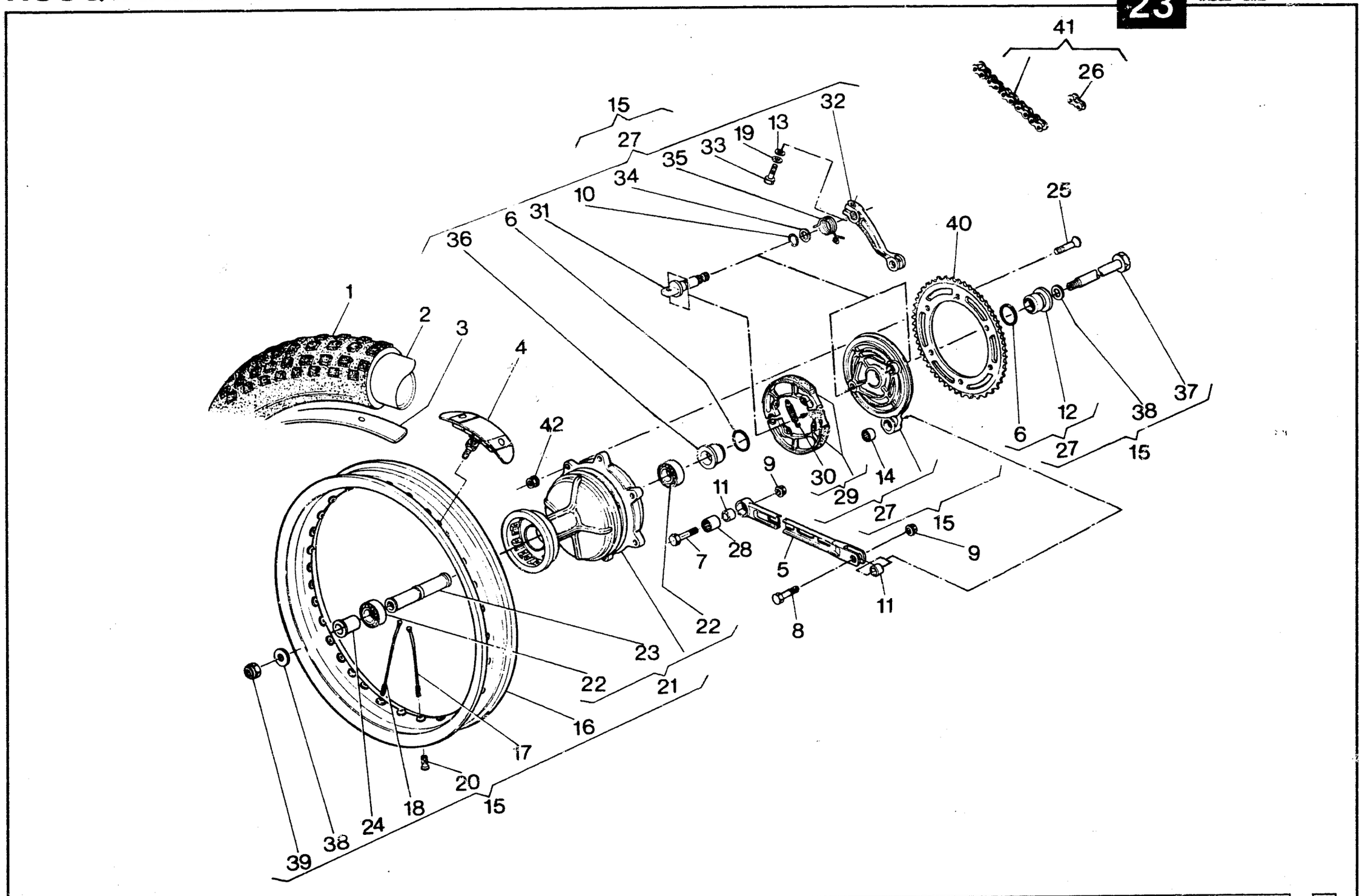
41
26
15
27
32
19
13
33
35
34
10
31
6
36
25
40
1
2
3
4
42
37
38
12
6
27
15
9
30
14
29
27
15
11
28
7
5
9
11
8
22
23
22
21
16
17
20
15
18
24
38
39

RUOTA POSTERIORE - REAR WHEEL
ROUE ARRIÈRE - HINTERRAD

TAVOLA DRAWING TABLE BILD **23** **WRK 125/87**

Note Notes Notes Marke	Index No. Pos. N.	Code N. Nr. Code N. Cod Code Nr.	DENOMINAZIONE	NAME	DESIGNATION	BESHREIBUNG	Q.ty Q.tà Q.te M.ge	Validity Validità Validité Gultig
	1	40754	Pneumatico 4,25x18'' MT35 Pirelli	Tire	Pneu	Reifen	1	
	2	33607	Camera d'aria	Tube	Chambre à air	Gummischlauch	1	
	3	1688	Fascia copriraggi	Rim strip	Bande	Band	1	
	4	49035	Staffa bloccaggio pneumatico	Stirrup	Etrier	Strupp	1	
	5	43595	Tirante	Tie rod	Tirant	Strippe	1	
	6	41693	Anello OR	«O» Ring	Joint «OR»	«O» Ring	2	
	7	43914	Vite	Screw	Vis	Schraube	1	
	8	N1146-G22	Vite	Screw	Vis	Schraube	1	
	9	40720	Dado	Nut	Ecrou	Mutter	2	
	10	23114	Anello OR	«O» Ring	Joint «OR»	«O» Ring	1	
	11	41720	Distanziale	Spacer	Entretoise	Distanzstuck	2	
	12	48774	Distanziale	Spacer	Entretoise	Distanzstuck	1	
	13	N15504-G22	Rosetta piana	Flat washer	Rondelle	Scheibe	1	
	14	41694	Cuscinetto a rullini	Needle bearing	Roulement à aiguilles	Nadelkafig	1	
	15	48787	Assieme ruota posteriore senza corona e pneumatico	Rear wheel assy without Sprocket and tire	Roue AR compl. sans couronne et pneu	Hinterrad kpl. ohne kranz und reifen	1	
	16	49598	Cerchio WM2/1,85x18	Rim	Jante	Felge	1	
	17	41674	Raggio lato corona	Spoke	Rayon	Speiche	18	
	18	41675	Raggio lato flangia	Spoke	Rayon	Speiche	18	
	19	N15536-G22	Rosetta elastica	Spring washer	Rondelle élastique	Federscheibe	1	
	20	N29004	Nipplo	Nipple	Nipple	Nippel	36	
	21	42177	Mozzo completo	Front hub assy	Moyeu compl.	Radnabe kpl.	1	
	22	41681	Cuscinetto	Bearing	Roulement	Lager	2	
	23	42175	Distanziale interno	Spacer	Entretoise	Distanzstuck	1	
	24	42179	Distanziale esterno	Spacer	Entretoise	Distanzstuck	1	
	25	40796	Vite	Screw	Vis	Schraube	6	
	26	37439	Giunto Catena	Master link	Accouplement	Kupplung	1	
	27	48786	Assieme coperchio porta ceppi	Side plate assy	Couvercle compl.	Deckel kpl.	1	
	28	41694	Cuscinetto a rullini	Needle bearing	Roulement à aiguilles	Nadelkafig	1	
	29	41686	Ceppi freno compl.	Brake shoe assy	Sabots de frein compl.	Bremsbacke kpl.	1	

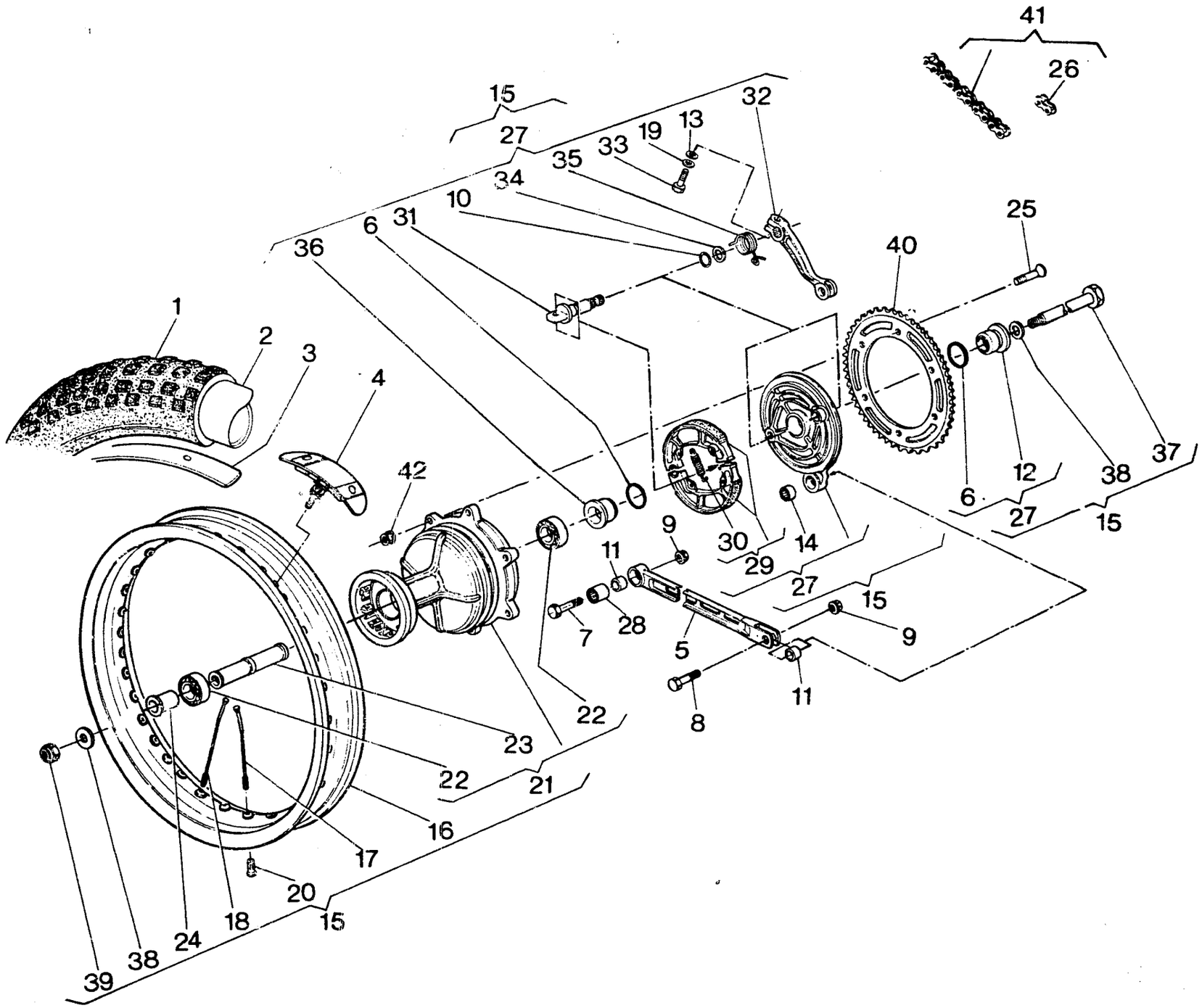
41
26
15
27
32
13
19
33
35
34
10
31
6
36
25
40
1
2
3
4
42
37
38
12
6
27
15
9
30
14
29
11
27
15
28
7
5
9
11
8
22
23
22
21
16
17
20
15
18
24
38
39

RUOTA POSTERIORE - REAR WHEEL
ROUE ARRIÈRE - HINTERRAD

TAVOLA DRAWING TABLE BILD **23** **WRK 125/87**

Note Notes Notes Marke	Index No. Pos. N.	Code N. Nr. Code N. Cod Code Nr.	DENOMINAZIONE	NAME	DESIGNATION	BESHREIBUNG	Q.ty Q.tà Q.te M.ge	Validity Validità Validité Gultig
	30	38586	Molla	Spring	Ressort	Feder	2	
	31	41690	Camma	Cam	Came	Nocken	1	
	32	46913	Leva comando portaceppi	Lever	Levier	Steuerhebel	1	
	33	N1083-G22	Vite	Screw	Vis	Schraube	1	
	34	9854	Rosetta	Washer	Rondelle	Scheibe	1	
	35	38963	Molla	Spring	Ressort	Feder	1	
	36	48775	Distanziale	Spacer	Entretoise	Distanzstuck	2	
	37	43943	Perno ruota	Axle	Axe	Stift	1	
	38	31492	Rosetta	Washer	Rondelle	Scheibe	2	
	39	46327	Dado	Nut	Ecrou	Mutter	1	
	40	41698	Corona Z=52 (di serie)	Sprocket (standard)	Couronne (en serie)	Kranz (Hintereinander)	1	
		41696	Corona Z=50	Sprocket	Couronne	Kranz	1	
		41697	Corona Z=51	Sprocket	Couronne	Kranz	1	
		41699	Corona Z=53	Sprocket	Couronne	Kranz	1	
		41700	Corona Z=54	Sprocket	Couronne	Kranz	1	
	41	44965	Catena REGINA 5/8 x 6,5	Chain	Chaine	Katte	1	
	42	43283	Dado	Nut	Ecrou	Mutter	6	

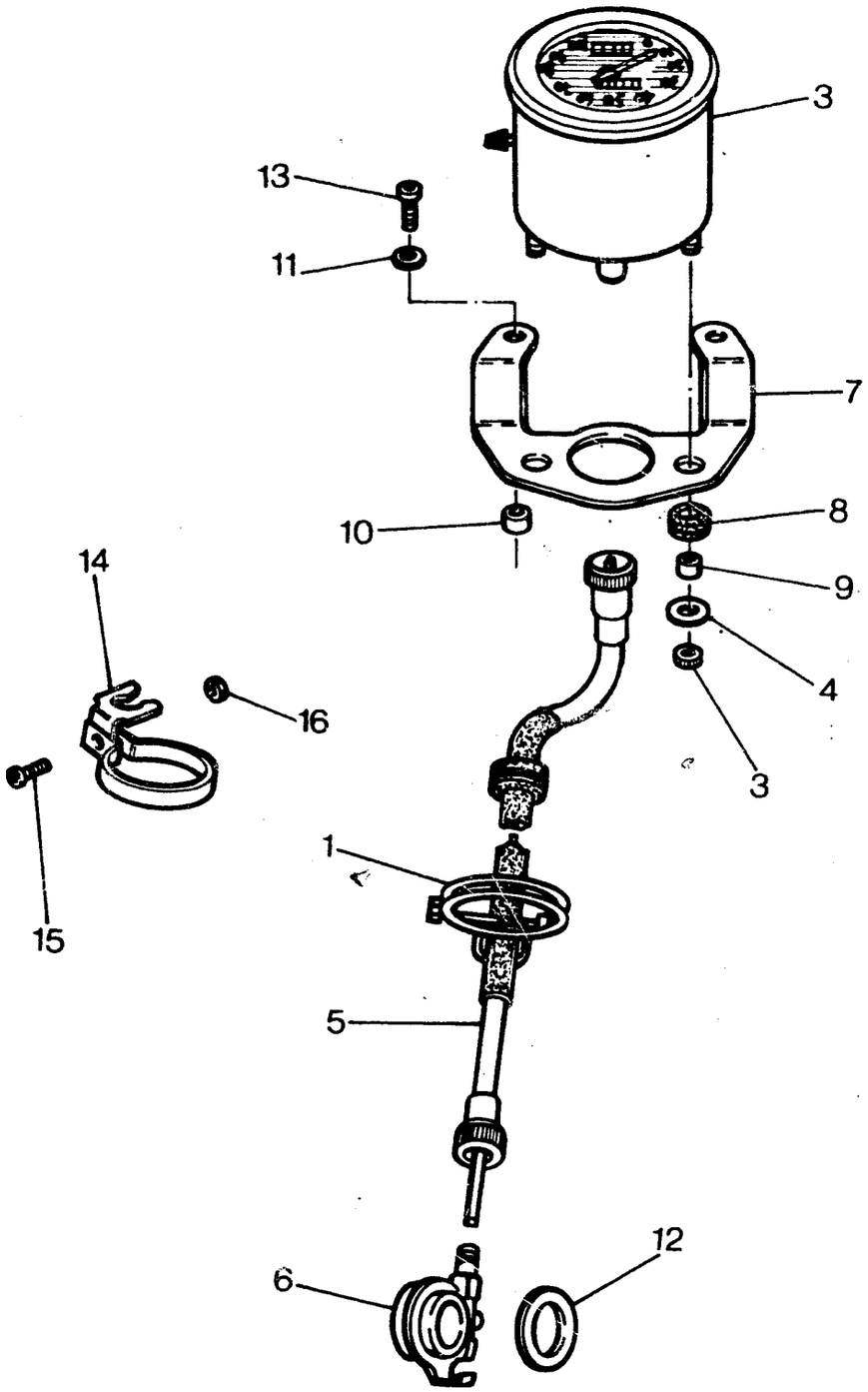
3
13
11
7
10
8
14
9
4
16
3
15
1
5
6
12

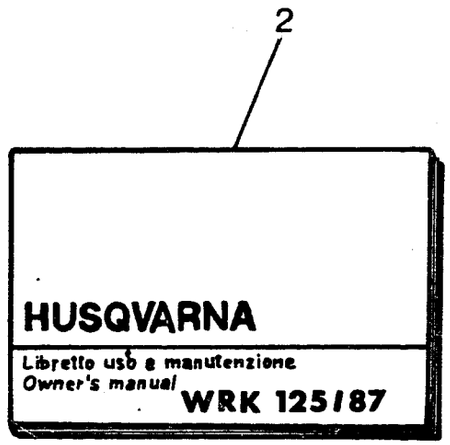
2
HUSQVARNA
Libretto uso e manutenzione
Owner's manual
WRK 125/87

CONTACHILOMETRI, LIBRETTO USO E MANUTENZIONE - SPEEDOMETER, OWNER'S MANUAL
COMPTE-KILOMETRES, EMPLOI D'ENTRETIEN - KILOMETERZAHLER, HANDBUCH

TAVOLA
DRAWING
TABLE
BILD

24

WRK 125/87

Note Notes Notes Marke	Index No. Pos. N.	Code N. Nr. Code N. Cod Code Nr.	DENOMINAZIONE	NAME	DESIGNATION	BESHREIBUNG	Q.ty Q.tà Q.te M.ge	Validity Validità Validité Gultig
	1	31622	Guida trasmissione	Cable-guide	Guide-cable	Kabelfurung	1	
	2	54356	Libretto uso e manutenzione	Owner's manual	Emploi d'entretien	Handbuch	1	
	3	53789	Contachilometri	Speedometer	Compte-kilomètres	Kilometerzahler	1	
	4	39260	Rosetta	Washer	Rondelle	Scheibe	4	
	5	50545	Trasmissione contamiglia compl.	Speedomiles cable assy	Cable compte-mille	Meilenzahler Kabel Kpl.	1	
	6	50017	Rinvio contamiglia	Drive unit speedomiles	Renvoi compte-mille	Vorgelege meilenzahler	1	
	7	50543	Piastra	Plate	Plaque	Platte	1	
	8	18048	Antivibrante	Damper bushing	Element antivibrant	Vibrierschatzelement	2	
	9	50546	Distanziale	Spacer	Entretoise	Distanzstuck	2	
	10	26783	Distanziale	Spacer	Entretoise	Distanzstuck	2	
	11	N15506-G22	Rosetta	Washer	Rondelle	Scheibe	2	
	12	20066	Rosetta	Washer	Rondelle	Scheibe	2	
	13	N2559-G22	Vite	Screw	Vis	Schraube	2	
	14	50731	Fascetta	Clamp	Collier	Schelle	1	
	15	N2505-G22	Vite	Screw	Vis	Schraube	1	
	16	N15153-G22	Dado	Nut	Ecrou	Mutter	1	

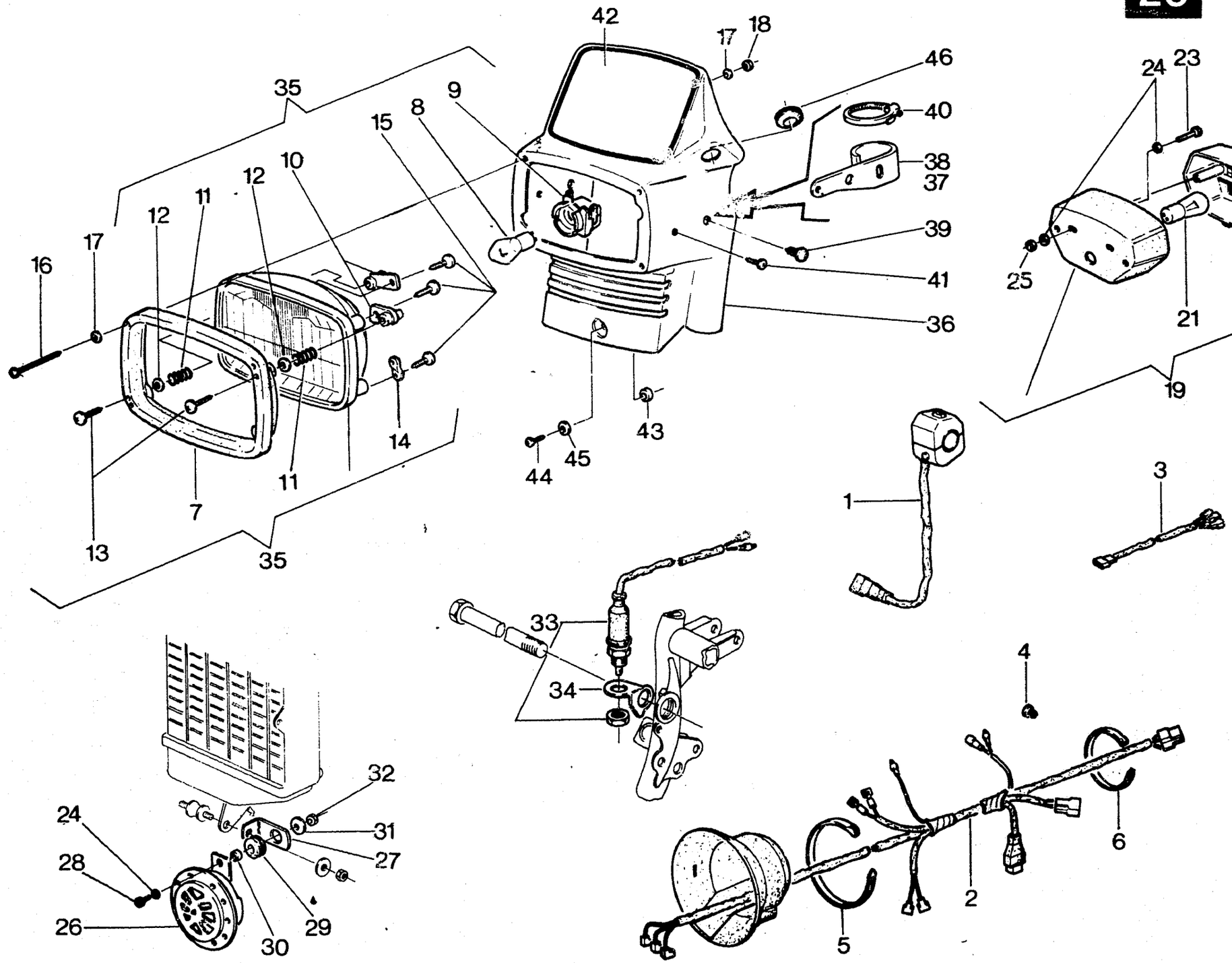
42
17
18
46
40
38
37
39
41
36
35
15
8
9
10
12
11
12
17
16
14
11
7
13
35
43
44
45
24
23
25
20
22
21
19
1
3
33
34
4
32
31
27
24
28
26
30
29
6
2
5

Note Notes Notes Marke	Index No. Pos. N.	Code N. Nr. Code N. Cod Code Nr.	DENOMINAZIONE	NAME	DESIGNATION	BESHREIBUNG	Q.ty Q.tà Q.te M.ge	Validity Validità Validité Gultig
	1	32939	Commutatore sul manubrio	Commutator	Commutateur	Kommutator	1	
	2	54980	Gruppo principale cavi	Cable assy	Cables compl.	Kabel kpl.	1	
	3	54979	Cavo tra fan.post. e cablaggio princip.	Cable	Cable	Kabel	1	
	4	31611	Ancoraggio cavi	Cables anchoring	Ancrage cables	Kabelverankerung	3	
	5	21812	Fascetta	Clamp	Collier	Schelle	2	
	6	21811	Fascetta	Clamp	Collier	Schelle	5	
	7	34655	Ghiera	Ring nut	Embout	Nutmutter	1	
	8	14836	Lampada biluce 6V-35/35W	Bulb	Lampe	Lampe	1	
		33298	Lampada 6V-35/35W (F)	Bulb	Lampe	Lampe	1	
	9	55016	Portalampada	Bulb holder	Porte-lampe	Lampenhalter	1	
	10	36245	Piastrina regolazione proiettore	Plate	Plaque	Platte	2	
	11	36243	Molla	Spring	Ressort	Feder	2	
	12	36244	Rosetta piana	Flat washer	Rondelle	Scheibe	2	
	13	36242	Vite esterna di regolazione	Screw	Vis	Schraube	2	
	14	36246	Piastrina di reazione	Plate	Plaquette	Platte	1	
	15	36241	Vite	Screw	Vis	Schraube	3	
	16	N7544-G22	Vite	Screw	Vis	Schraube	4	
	17	N15501-G22	Rosetta piana	Flat washer	Rondelle	Scheibe	8	
	18	45493	Dado	Nut	Ecrou	Mutter	4	
	19	31597	Fanale post. compl.	Rear light assy	Feau arriere compl.	Hinterlicht kpl.	1	
	20	55028	Lente	Tail	Loupe	Linse	1	
	21	31633	Lampada biluce 6V-5/21W	Bulb	Lampe	Lampe	1	
	22	55029	Vite	Screw	Vis	Schraube	2	
	23	N1079-G22	Vite	Screw	Vis	Schraube	2	
	24	N15504-G22	Rosetta piana	Flat washer	Rondelle	Scheibe	5	
	25	N15193-G22	Dado	Nut	Ecrou	Mutter	2	
	26	31706	Avvisatore acustico	Horn	Signal acoustique	Hope	1	
	27	48417	Squadrettta	Bracket	Gousset	Winkel	1	
	28	N7336-G22	Vite	Screw	Vis	Schraube	1	
	29	18048	Antivibrante	Damper bushing	Element antivibrant	Vibrierschatzelement	1	
	30	18153	Distanziale	Spacer	Entretoise	Distanzstuck	1	
	31	22271	Rosetta piana	Flat washer	Rondelle	Scheibe	1	
	32	14868	Dado	Nut	Ecrou	Mutter	1	
	33	52274	Interruttore stop post.	Switch	Interrupteur	Shalter	1	
	34	54257	Piastrina	Plate	Plaque	Platte	1	
	35	54391	Gruppo ottico compl.	Optical group assy	Groupe optique compl.	Optischegruppe kpl.	1	
	36	54392	Cupolino	Fairing	Dome	Verkleidung	1	
	37	54393	Piastrina destra	Right plate	Plaque D.	R. Platte	1	
	38	54394	Piastrina sinistra	Left plate	Plaque G.	L. Platte	1	
	39	54395	Bottone di fissaggio	Grommet	Bouton de fiss.	Blocknopf	2	

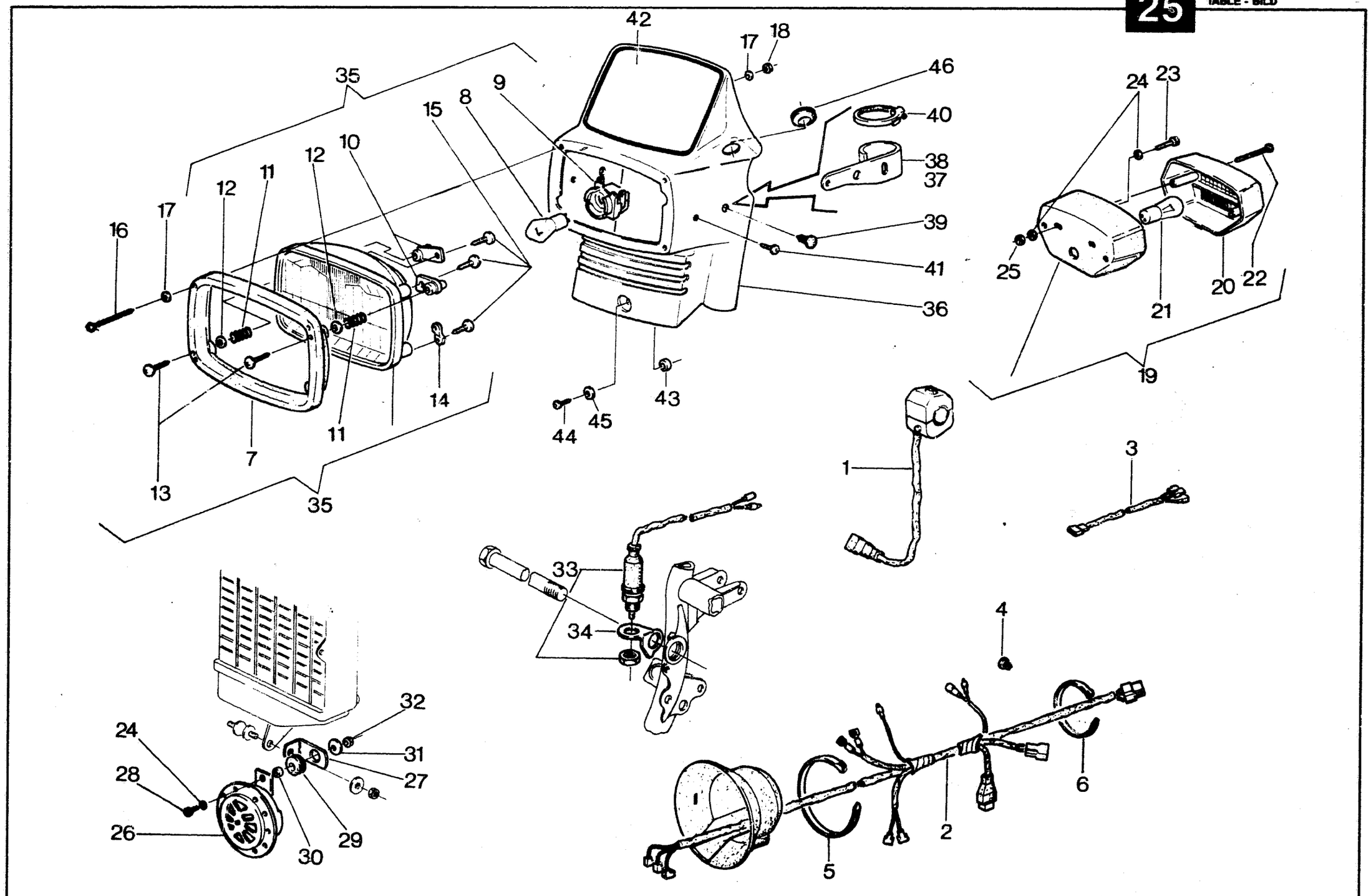
42
17
18
46
40
38
37
39
41
36
35
9
8
15
10
12
11
12
17
16
14
11
7
13
35
44
45
43
24
23
25
21
20
22
19
1
3
33
34
4
32
24
31
28
27
26
30
29
6
2
5

Note Notes Notes Marke	Index No. Pos. N.	Code N. Nr. Code N. Cod Code Nr.	DENOMINAZIONE	NAME	DESIGNATION	BESHREIBUNG	Q.ty Q.tà Q.te M.ge	Validity Validità Validité Gultig
	40	54396	Fascetta	Clamp	Collier	Schelle	2	
	41	33659	Vite	Screw	Vis	Schraube	2	
	42	54400	Adesivo	Trim	Décalcomanie	Streifen	1	
	43	11390	Distanziale	Spacer	Entretoise	Distanzstuck	1	
	44	35008	Vite	Screw	Vis	Schraube	1	
	45	N15549-G22	Rosetta piana	Flat washer	Rondelle	Scheibe	1	
	46	42001	Passatubazione	Pipe pass	Passe tube	Rohrdurchgang	1	

HUSQVARNA MOD. WRK 125/87 • INDICE NUMERICO PROGRESSIVO / NUMERICAL INDEX / INDEX NUMERIQUE / NUMMERNVERZEICHNIS

DISEGNO DRAWING DESSIN ZEICHNUNG	TAVOLA DRAWING TABLE BILD	INDEX NO. POS. N.
1199	20	6
1261/20	10	26
1261/30	10	26
1261/50	10	26
1261/80	10	26
1261/100	10	25
1261/100	10	26
1676	14	20
1683	23	3
1911	14	32
1911	19	25
2124	5	28
2709	10	20
2709	11	13
4103	12	12
4103	12A	12
4167	16	38
4553/30	7	6
4553/60	7	6
4553/80	7	6
4646	15	43
5761/52	12	24
5761/52	12A	24
5761/55	12	24
5761/55	12A	24
5893/20	22	39
5893/40	22	39
5893/60	22	39
5893/80	22	39
5934	16	29
6096/8	9	4
6597	5	3
6597	6	3
6725/3	5	19
6925	18	9
7719	5	10
7989/10	9	25
7989/3	9	25
7989/5	9	24
7989/8	9	25
9128	21	15
9671	7	21
9854	23	34
10290	5	6
10904/3	7	3
11390	25	43
11794/3	2	24
11794/4	2	24
11794/6	2	24
11974/5	2	24
12029	12	14
12030	12	15
12032/70	12	19
12033	12	20
12034	12	21
12041/190	12	30
12041/195	12	30
12041/192	12A	30
12041/195	12A	30
12041/198	12A	30
12045	12	2
12046	12	32
12048	12	33
12451	12	34
12451	12A	34
12723	18	8
13346	22	3
14822	4	18
14836	25	8
14868	25	32
15656	22	34
17040	10	4
18048	13	12
18048	24	8
18048	25	29
18153	25	30
18648	22	2
18922	20	16
19563	8	24
19620	5	20
19789	9	33
20066	24	12
21615	11	16
21811	11	9
21811	25	6
21812	17	20
21812	20	2
21812	25	5
21929/1	2	22
21929/2	2	22
21929/3	2	22
21929/4	2	22
21929/5	2	22
21954	15	12
22271	21	18
22271	25	31
22613	4	13
22946	6	20
23114	23	10
23979	12	8
23981	12	11
23983	12	16
23985	12	22
23990	12	31
25044	8	3
25397	2	13
26548	11	15
26783	24	10
27142	14	25
27143	14	26
27521	15	48
27521	2	28
27910/31	12	7
27910/37	12A	7
27912/40	12	5
27960	6	16
28055/30	9	26
28055/80	9	26
28055/100	9	26
29042	12	3
29042	12A	3
29058	22	16
29116	15	1
29117	15	2
29452/264	12	9
29452/266	12	9
29627	22	14
29665/4	12A	25
29861	10	23
30232	19	16
30343	17	2
30344	17	3
30793	9	10
30794	12	23
30809	21	10
30820	8	17
31060	20	4
31106	15	41
31128	15	7
31388	6	17
31485	8	18
31492	23	38
31597	25	19
31611	25	4
31622	24	1
31632	21	5
31633	25	21
31706	25	26
31743	9	29
31748	3	13
31748	5	12
31748	6	8
31756/8	4	29
31768	9	6
31773	9	21
31813	8	7
31830	8	16
32064	16	23
32065	16	24
32069/80	16	50
32069/100	16	50
32069/120	16	50
32102	20	3
32203	7	19
32389	5	5
32389	5	25
32854	12	17
32855	12	18

HUSQVARNA MOD. WRK 125/87 • INDICE NUMERICO PROGRESSIVO / NUMERICAL INDEX / INDEX NUMERIQUE / NUMMERNVERZEICHNIS

DISEGNO DRAWING DESSIN ZEICHNUNG	TAVOLA DRAWING TABLE BILD	INDEX NO. POS. N.	DISEGNO DRAWING DESSIN ZEICHNUNG	TAVOLA DRAWING TABLE BILD	INDEX NO. POS. N.	DISEGNO DRAWING DESSIN ZEICHNUG	TAVOLA DRAWING TABLE BILD	INDEX NO. POS. N.	DISEGNO DRAWING DESSIN ZEICHNUNG	TAVOLA DRAWING TABLE BILD	INDEX NO. POS. N.
32859/36	12	35	36124	22	35	37906	13	7	38533/8	2	8
32860	12	27	36241	25	15	37947	13	11	38534	2	9
32861	12	1	36242	25	13	37961	15	6	38535	2	12
32866	12	13	36243	25	11	37982	15	31	38549	4	32
32867	12	26	36244	25	12	37991	15	32	38550	4	19
32907	16	64	36245	25	10	38110/30	9	18	38551	4	31
32939	25	1	36246	25	14	38110/80	9	18	38552	4	27
33055	1	7	36334	3	9	38110/90	9	18	38553	4	26
33192	8	9	36357	5	15	38110/100	9	18	38586	23	30
33211	12	29	36380	5	7	38110/110	9	18	38608	21	19
33298	25	8	36430/10	9	9	38115	16	40	38610	7	1
33303	9	32	36430/5	9	17	38214	6	4	38612	7	4
33424	9	28	36430/6	9	17	38215	6	2	38613	7	8
33536	20	11	36430/7	9	17	38216	4	30	38614	7	5
33564	16	26	36430/8	9	17	38265	3	10	38615	7	11
33607	23	2	36440	5	8	38388	8	4	38616	7	9
33659	25	41	36441	9	27	38389	8	22	38617	7	13
33781	8	19	36459	9	23	38397	3	1	38618	7	16
34013	8	2	36461	10	8	38419/3	3	17	38620	7	17
34064	5	13	36462	10	10	38419/4	3	17	38622	7	14
34067	5	11	36463	10	9	38419/5	3	17	38623	7	15
34083	4	28	36653	5	24	38419/6	3	17	38624	7	20
34087	8	20	37078	2	16	38419/7	3	17	38706	10	5
34128/14	12	25	37121	4	25	38419/8	3	17	38707	10	7
34204	5	2	37133	5	17	38438	8	10	38708	10	13
34292/3	3	2	37135	6	19	38439	5	31	38711	10	3
34292/4	3	2	37136	5	27	38515	5	26	38712	10	2
34292/5	3	2	37198	5	14	38516	5	4	38713	10	14
34292/6	3	2	37439	23	26	38518	5	22	38721	10	11
34358	2	6	37622	13	2	38519	3	14	38724	10	15
34451	6	5	37632	13	4	38519	6	21	38726	8	11
34475	5	30	37636	19	19	38520	2	4	38727	8	12
34655	25	7	37636	19	6	38520	6	11	38728	10	16
35008	25	44	37636	4	1	38529	2	1	38748	20	13
35086	12	6	37637	20	7	38531/1	2	5	38752	20	12
35106	8	15	37650	20	8	38531/2	2	5	38764	16	43
35109	8	14	37656	19	7	38531/3	2	5	38767	16	45
35353	12A	8	37656	4	2	38531/4	2	5	38768	16	44
35408	2	17	37745	16	46	38533/3	2	8	38797	17	12
35531	14	34	37745	20	10	38533/4	2	8	38798	17	13
35620	3	6	37746	13	9	38533/5	2	8	38799	17	15
35900	16	22	37862	13	6	38533/6	2	8	38801	18	18

DISEGNO DRAWING DESSIN ZEICHNUNG	TAVOLA DRAWING TABLE BILD	INDEX NO. POS. N.	DISEGNO DRAWING DESSIN ZEICHNUNG	TAVOLA DRAWING TABLE BILD	INDEX NO. POS. N.	DISEGNO DRAWING DESSIN ZEICHNUG	TAVOLA DRAWING TABLE BILD	INDEX NO. POS. N.	DISEGNO DRAWING DESSIN ZEICHNUNG	TAVOLA DRAWING TABLE BILD	INDEX NO. POS. N.
38802	17	14	41394	15	22	42240	3	8	43640	4	14
38805	17	8	41512	16	13	42277	2	7	43714	4	17
38956	16	7	41512	18	11	42278	3	16	43715	4	12
38963	23	35	41512	22	27	42351	12	10	43716	4	9
39260	24	4	41674	23	17	42487	10	19	43717	4	7
39338/3	9	16	41675	23	18	42548	9	5	43718	1	3
39338/4	9	16	41681	23	22	42643	5	23	43719	1	2
39338/5	9	16	41686	23	29	42672	18	13	43720	1	4
39388/5	7	2	41690	23	31	42673	18	12	43722	22	12
39630	2	10	41693	23	6	43065	2	27	43724	22	17
39726	22	25	41694	23	28	43067	2	15	43726	16	49
39729	22	4	41694	23	14	43122	4	8	43736	22	11
39730	22	20	41696	23	40	43123	4	11	43737	22	22
39876	8	1	41697	23	40	43124	4	10	43739	19	17
39899	2	11	41698	23	40	43159	16	12	43822	17	9
39925/1	2	23	41699	23	40	43283	23	42	43823	1	5
39925/2	2	23	41700	23	40	43353	15	24	43824	1	6
39925/3	2	23	41707	16	5	43391	14	29	43825	18	1
39925/4	2	23	41712	16	15	43474	14	7	43889	22	30
39925/5	2	23	41714	16	31	43496	14	13	43890	22	29
39934	9	13	41720	23	11	43513	8	6	43914	23	7
39936	9	34	41922	19	23	43524	16	1	43943	23	37
39937	9	14	42001	25	46	43526	16	25	43944	14	27
40220	8	13	42022	16	30	43527	16	2	43945	14	28
40684	17	6	42022	16	32	43530	16	3	43946	14	8
40719	14	30	42023	11	8	43534	16	4	43947	14	6
40719	19	21	42023	16	54	43535	16	28	43965	2	26
40720	14	22	42024	16	6	43537	16	55	43966	2	14
40720	14	31	42027	16	18	43538	16	19	43980	4	15
40720	16	33	42028	16	9	43540	16	47	43981	4	16
40720	23	9	42029	16	21	43541	16	48	44014	14	23
40754	23	1	42030	16	11	43584	18	16	44068	12	4
40767	20	9	42168	22	1	43587	18	4	44091	13	3
40796	23	25	42172	22	33	43591	21	9	44293	12	28
40813	20	17	42175	23	23	43592	20	5	44314	11	14
40833	15	26	42177	23	21	43593	20	14	44393	15	11
40907	1	1	42179	23	24	43595	23	5	44396	15	15
40913	6	6	42215/1	2	29	43633	4	3	44944	15	40
41100	9	12	42215/2	2	29	43635	4	4	44965	23	41
41107	10	1	42215/3	2	29	43637	4	5	44978	6	12
41253	15	17	42215/4	2	29	43638	4	22	45022	5	21
41280	22	26	42215/5	2	29	43639	4	6	45030	15	8

HUSQVARNA MOD. WRK 125/87 • INDICE NUMERICO PROGRESSIVO / NUMERICAL INDEX / INDEX NUMERIQUE / NUMMERNVERZEICHNIS

DISEGNO DRAWING DESSIN ZEICHNUNG	TAVOLA DRAWING TABLE BILD	INDEX NO. POS. N.	DISEGNO DRAWING DESSIN ZEICHNUNG	TAVOLA DRAWING TABLE BILD	INDEX NO. POS. N.	DISEGNO DRAWING DESSIN ZEICHNUG	TAVOLA DRAWING TABLE BILD	INDEX NO. POS. N.	DISEGNO DRAWING DESSIN ZEICHNUNG	TAVOLA DRAWING TABLE BILD	INDEX NO. POS. N.
45062	8	5	47519	9	7	48918	17	10	50476	12A	22
45381	2	25	47520	9	15	48954	3	15	50478	12A	26
45490	19	24	47571	16	35	48955	3	19	50479	12A	31
45493	25	18	47853	10	22	48956	3	4	50481	12A	28
45495	16	53	47876	12A	35	48957	3	3	50482	12A	27
45497	16	51	47981	15	49	48962	11	10	50483	12A	33
45498	14	33	47982	15	46	48970	13	1	50485	12A	29
45499	14	24	48380	15	3	48971	13	5	50486	12A	1
46145	17	19	48396	15	19	49035	23	4	50487/35	12A	5
46155	2	21	48401	15	35	49036	22	38	50488	12A	9
46159	5	1	48414	19	8	49060	12A	4	50489	12A	11
46169	21	1	48415	19	10	49487	16	61	50490/60	12A	19
46171	16	27	48417	25	27	49492	16	60	50491/350	12A	23
46172	16	52	48419	16	41	49493	16	62	50543	24	7
46173	16	56	48435	16	8	49494	16	59	50545	24	5
46225	10	18	48436	16	10	49495	16	58	50546	24	9
46226	10	17	48437	21	2	49597	22	28	50547	22	37
46327	23	39	48530	14	9	49598	23	16	50665	15	13
46412	1	8	48531	14	10	49744	2	30	50666	15	9
46426	22	8	48533	14	11	49792	2	3	50667	15	38
46644	22	40	48534	14	12	49967	11	6	50668	15	14
46645	22	41	48535	14	15	49971	21	3	50669	15	23
46647	22	21	48661	17	1	49972	21	11	50670	15	33
46664	22	42	48752	18	5	49973	21	16	50671	15	34
46665	22	43	48753	18	10	49974	21	13	50672	15	37
46666	22	6	48770	16	37	49975	21	12	50673	15	20
46667	22	7	48772	22	36	49977	11	1	50675	15	39
46913	23	32	48773	22	23	49991	19	22	50676	15	51
46965	6	15	48774	23	12	50017	24	6	50677	15	44
47160	10	27	48775	23	36	50434	17	9	50678	15	45
47244	9	2	48780	22	10	50461	12A	14	50679	15	50
47245	9	20	48783	22	32	50462	12A	15	50680	15	21
47246	9	8	48786	23	27	50463	12A	13	50681	15	42
47247	9	22	48787	23	15	50465	12A	10	50682	15	29
47248	9	3	48837	14	3	50466	12A	16	50683	15	30
47249	9	19	48838	14	4	50467	12A	6	50684	15	25
47250	9	1	48840	18	15	50468	12A	18	50685	15	36
47251	9	11	48888	17	7	50469	12A	17	50686	15	4
47282	8	8	48913	17	4	50471	12A	20	50731	24	14
47487	14	2	48915	17	11	50472	12A	21	51656	19	2
47496	10	12	48916	17	16	50473	12A	32	52274	25	33
47513	15	47	48917	17	5	50475	12A	2	52398	5	18

HUSQVARNA MOD. WRK 125/87 • INDICE NUMERICO PROGRESSIVO / NUMERICAL INDEX / INDEX NUMERIQUE / NUMMERNVERZEICHNIS

DISEGNO DRAWING DESSIN ZEICHNUNG	TAVOLA DRAWING TABLE BILD	INDEX NO. POS. N.	DISEGNO DRAWING DESSIN ZEICHNUNG	TAVOLA DRAWING TABLE BILD	INDEX NO. POS. N.	DISEGNO DRAWING DESSIN ZEICHNUG	TAVOLA DRAWING TABLE BILD	INDEX NO. POS. N.	DISEGNO DRAWING DESSIN ZEICHNUNG	TAVOLA DRAWING TABLE BILD	INDEX NO. POS. N.
53744	15	18	N1079-G22	16	17	N7330-G22	3	20	N15548-G22	16	42
53789	24	3	N1079-G22	25	23	N7335-G22	6	10	N15549-G22	4	20
53863	21	4	N1079-GO	10	6	N7336-G22	25	28	N15549-G22	13	10
53864	21	6	N1080-G22	22	24	N7350-G22	20	18	N15549-G22	19	4
54048	6	1	N1081-G22	8	21	N7544-G22	25	16	N15549-G22	25	45
54050	6	13	N1081-G22	10	24	N7558-G22	11	2	N15551-G22	19	15
54051	6	9	N1081-G22	18	2	N15031-G22	3	5	N15576-G22	11	3
54052	6	14	N1081-G22	19	5	N15032-G22	3	12	N15580	6	18
54079	2	20	N1083-G22	23	33	N15033-G22	18	3	N20067-G22	18	6
54089	14	1	N1085-G22	18	14	N15064-G22	14	17	N21002	11	7
54094	19	3	N1089-G22	16	16	N15064-G22	16	39	N21202-GO	7	22
54095	19	12	N1137-G22	21	23	N15066-G22	16	63	N21202-GO	10	21
54096	19	1	N1140-G22	14	18	N15153-G22	24	16	N21204-GO	7	10
54099	20	1	N1144-G22	22	19	N15193-G22	4	21	N21206	7	7
54100	16	34	N1146-G22	23	8	N15193-G19	15	28	N21213	7	12
54257	25	34	N1152-G22	14	14	N15193-G22	19	13	N21312-GO	22	15
54259	20	15	N1152-G22	14	19	N15193-G22	21	22	N21507	7	18
54291	19	11	N1153-G22	14	16	N15193-G22	25	25	N21938	15	16
54292	19	9	N1537-G22	19	20	N15195-G22	21	7	N29004	22	31
54293	19	18	N1538-G22	19	14	N15213-G22	16	36	N29004	23	20
54313	20	19	N2482-G22	9	30	N15501-G22	25	17			
54333	22	9	N2487-G22	8	23	N15502-G22	11	4			
54356	24	2	N2489-G22	3	18	N15503-G22	9	31			
54391	25	35	N2505-G22	5	29	N15504-G19	15	27			
54392	25	36	N2505-G22	24	15	N15504-G22	2	19			
54393	25	37	N2509-G22	2	18	N15504-G22	16	14			
54394	25	38	N2509-G22	6	7	N15504-G22	18	7			
54395	25	39	N2511-G22	2	2	N15504-G22	21	21			
54396	25	40	N2511-G22	4	23	N15504-G22	22	13			
54398	17	21	N2512-G22	5	9	N15504-G22	23	13			
54400	25	42	N2514-G22	5	16	N15504-G22	25	24			
54979	25	3	N2517-G22	4	24	N15506-G22	14	5			
54980	25	2	N2557-G19	15	10	N15506-G22	16	66			
55016	25	9	N2557-G22	16	65	N15506-G22	21	20			
55028	25	20	N2558-G19	15	5	N15506-G22	22	18			
55029	25	22	N2559-G19	15	10	N15506-G22	24	11			
55035	17	22	N2559-G22	24	13	N15508-G22	16	20			
55227	14	1	N2569-G22	14	21	N15536-G22	11	12			
N1049-G22	3	11	N2870-G22	3	7	N15536-G22	21	17			
N1077-G22	5	32	N2899-G22	11	5	N15536-G22	23	19			
N1078-G22	21	8	N2900-G22	21	14	N15538-G22	22	5			
N1079-G22	11	11	N4103-G22	17	17	N15548-G22	13	8			